

2nd Round DRAFT Models



March 2022



Agenda



- Prayer
- 4 Big Questions – Themes from your feedback
- Table Discussion
- Review of Second Round of DRAFT Models
- Table Discussion
- Next steps in continuing conversation
- Questions and Answers
- Closing Prayer



The Road to Emmaus (Luke 24:13-35)



³² Then they said to each other, "Were not our hearts burning [within us] while he spoke to us on the way and opened the scriptures to us?"

Reflection Questions:

- 1. What word or phrase spoke to you as you heard this scripture?*
- 2. Where do you find joy or hope in this scripture?*

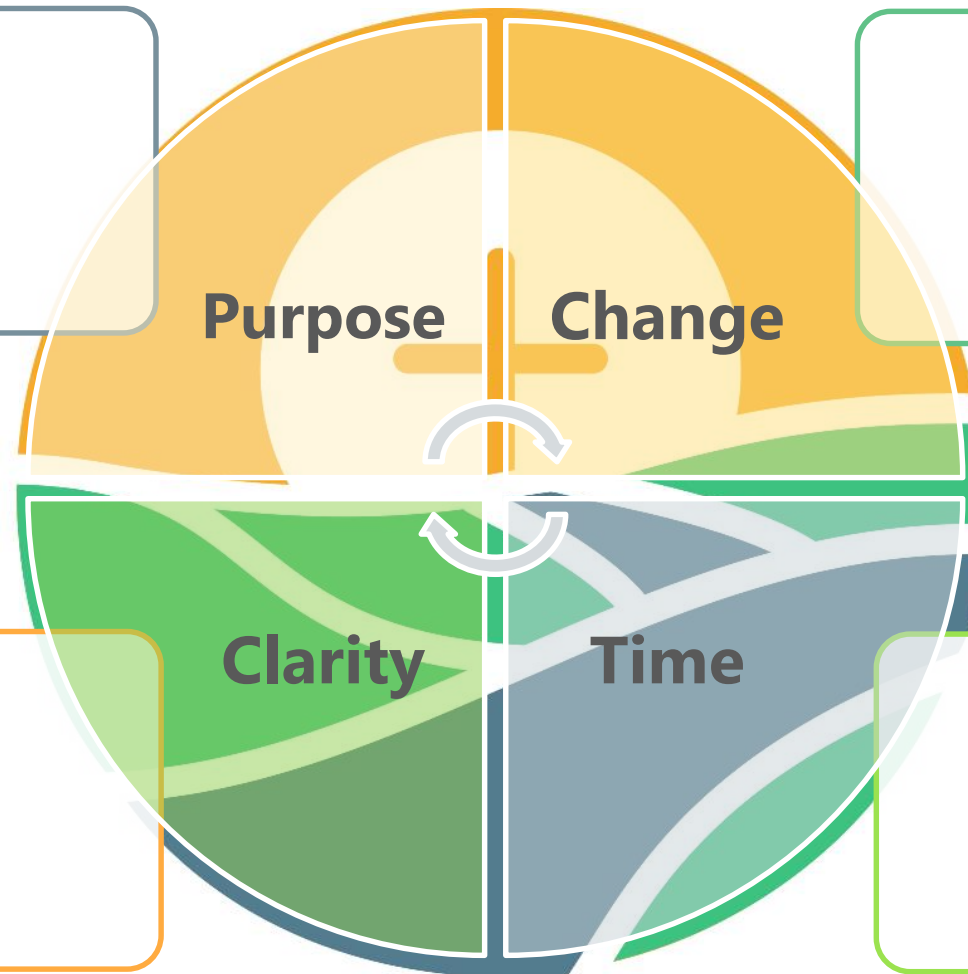


The Big 4 Questions



- #1: Wasn't this about Evangelization?

- #2: Our parish is fine, why do we need to change?



- #3: What do these changes actually mean?

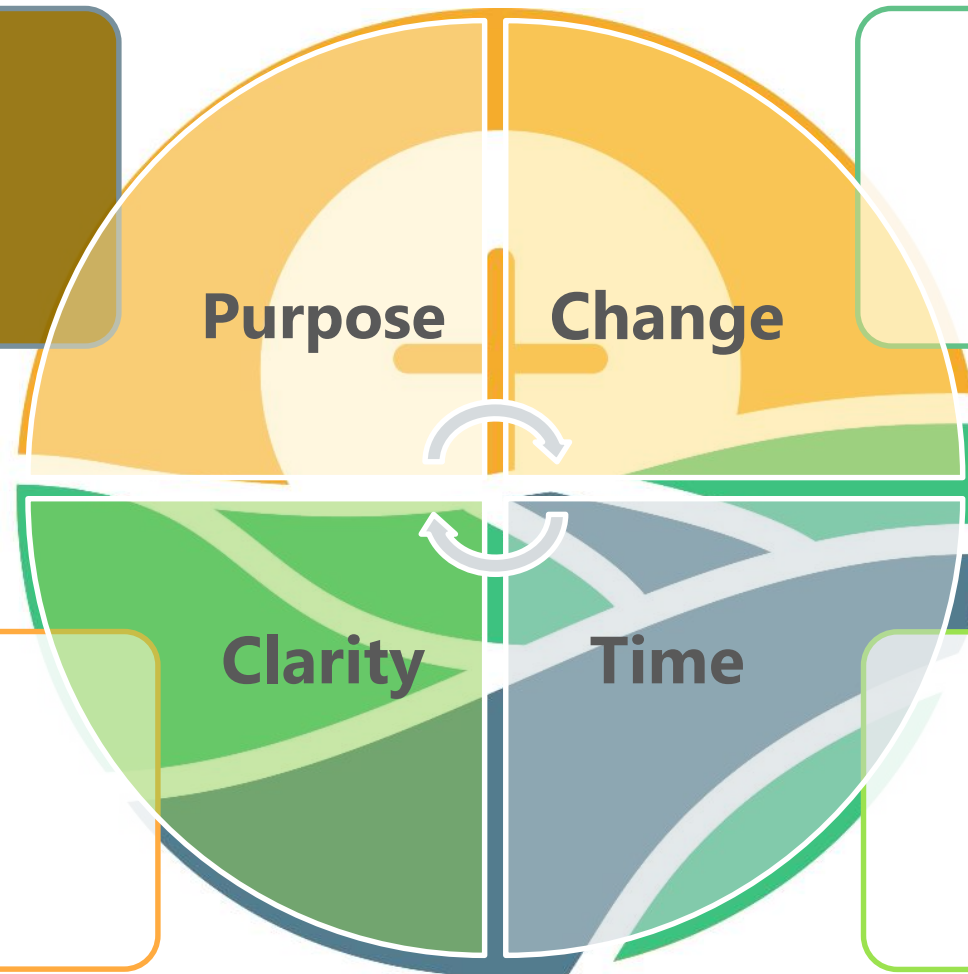
- #4: What is the timeline for all of this?

The Big 4 Questions



- #1: Wasn't this about Evangelization?

- #2: Our parish is fine, why do we need to change?



- #3: What do these changes actually mean?

- #4: What is the timeline for all of this?

Strategic Planning Goals



PRAY: Engage all individual Catholics to reflect upon the Real Presence of the Lord in their lives and how they can share that presence within their circles of influence.



PLAN: Articulate a plan for comprehensive Catholic presence for each area that integrates missionary outreach, parish and school footprint, and leadership requirements for the next 5 years.



SUPPORT: Define and develop the resources and support structures that will be provided by the Diocese to priests, deacons, and lay leaders in parishes and schools.

DMI: What drives a parishioner to recommend the Parish?

The most impactful reason people recommend their parish is their pastor.

Strong clergy, volunteer leadership and parishioner participation in supporting excellence in liturgy

Sunday Mass
(2.3x)

Welcome
(2.1x)

Having outreach staff and ministry (youth, young adults, bereavement, service)

Preaching
(1.7x)

Stable, ongoing relationship with priests and deacons

Leadership availability and capacity of pastors is a major driver in evangelization

Pastor
(11x)

Recommend Parish

Info easy to find
(1.5x)

Strong digital presence and staffing to support communications

The Big 4 Questions

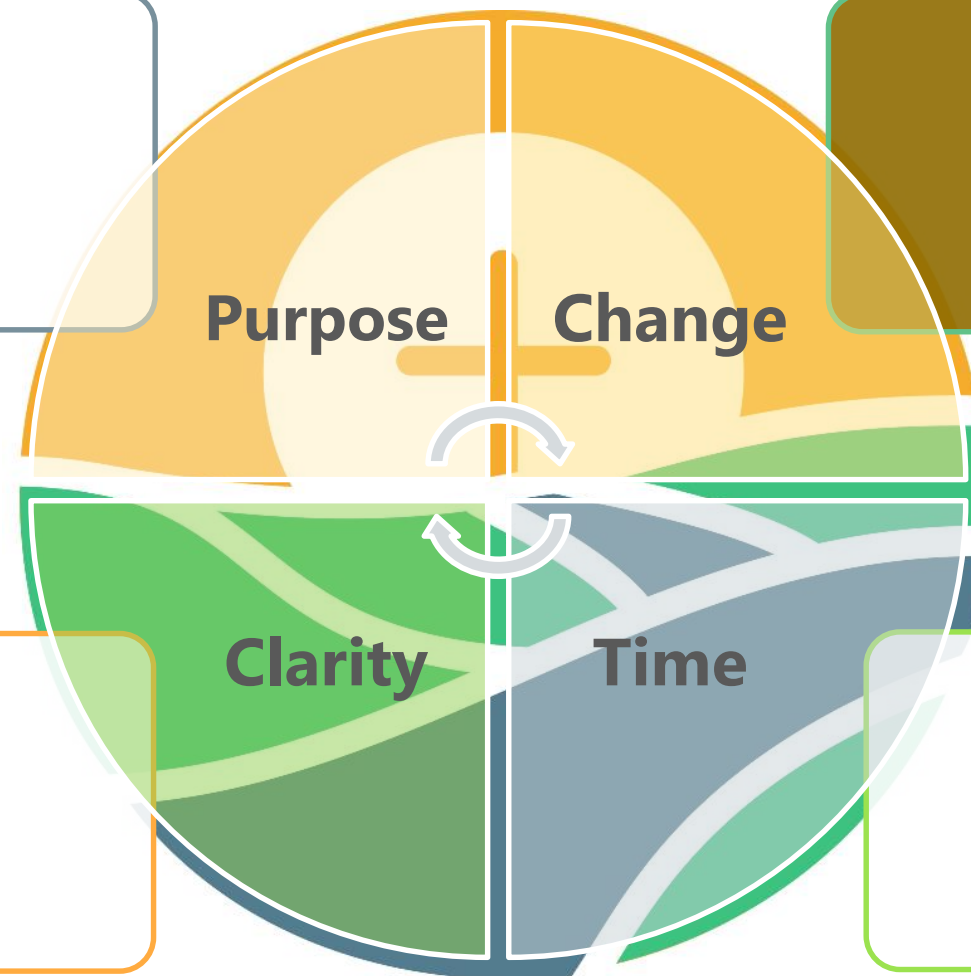


- #1: Wasn't this about Evangelization?

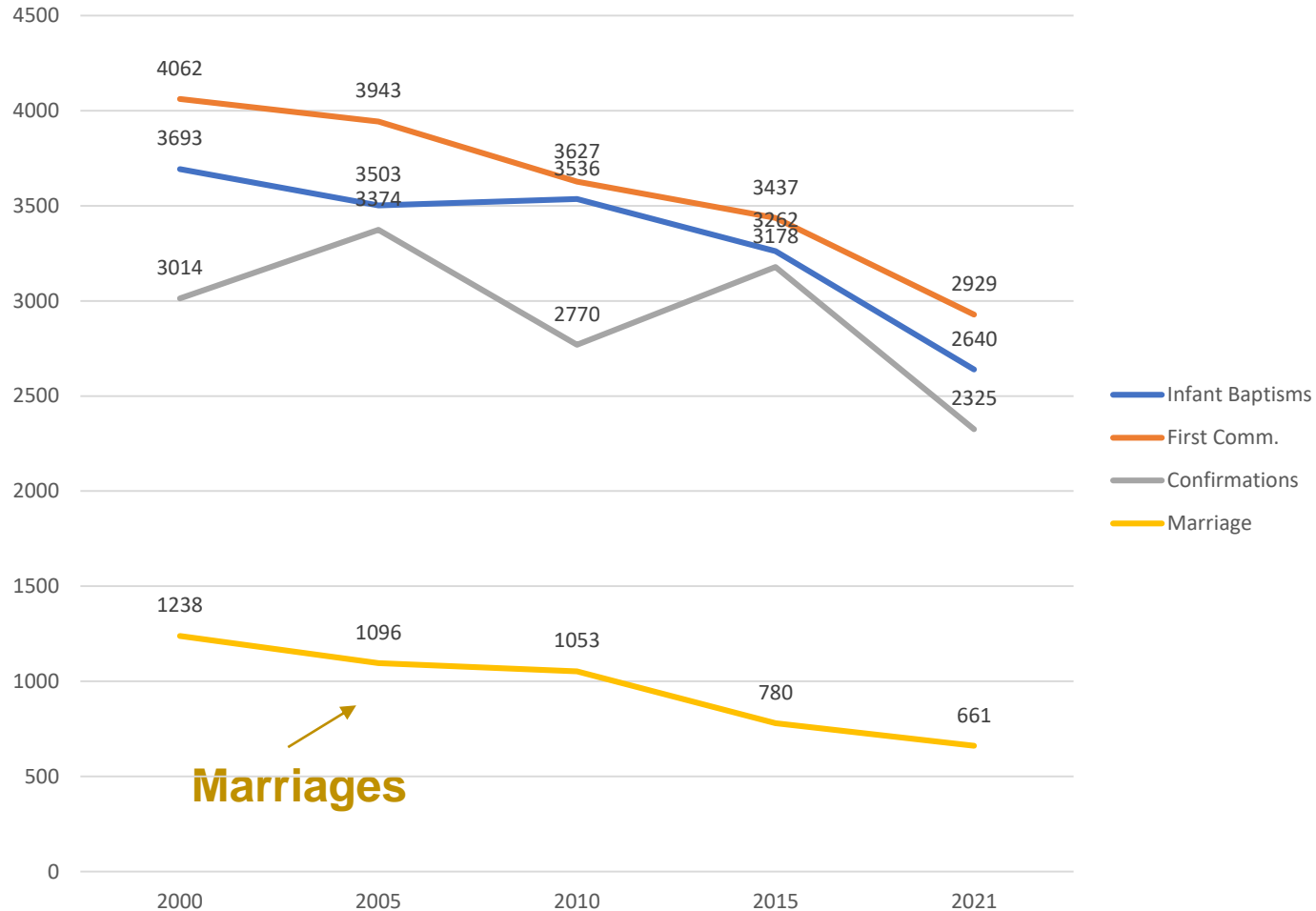
- #2: Our parish is fine, why do we need to change?

- #3: What do these changes actually mean?

- #4: What is the timeline for all of this?



Why plan now? Columbus Sacraments

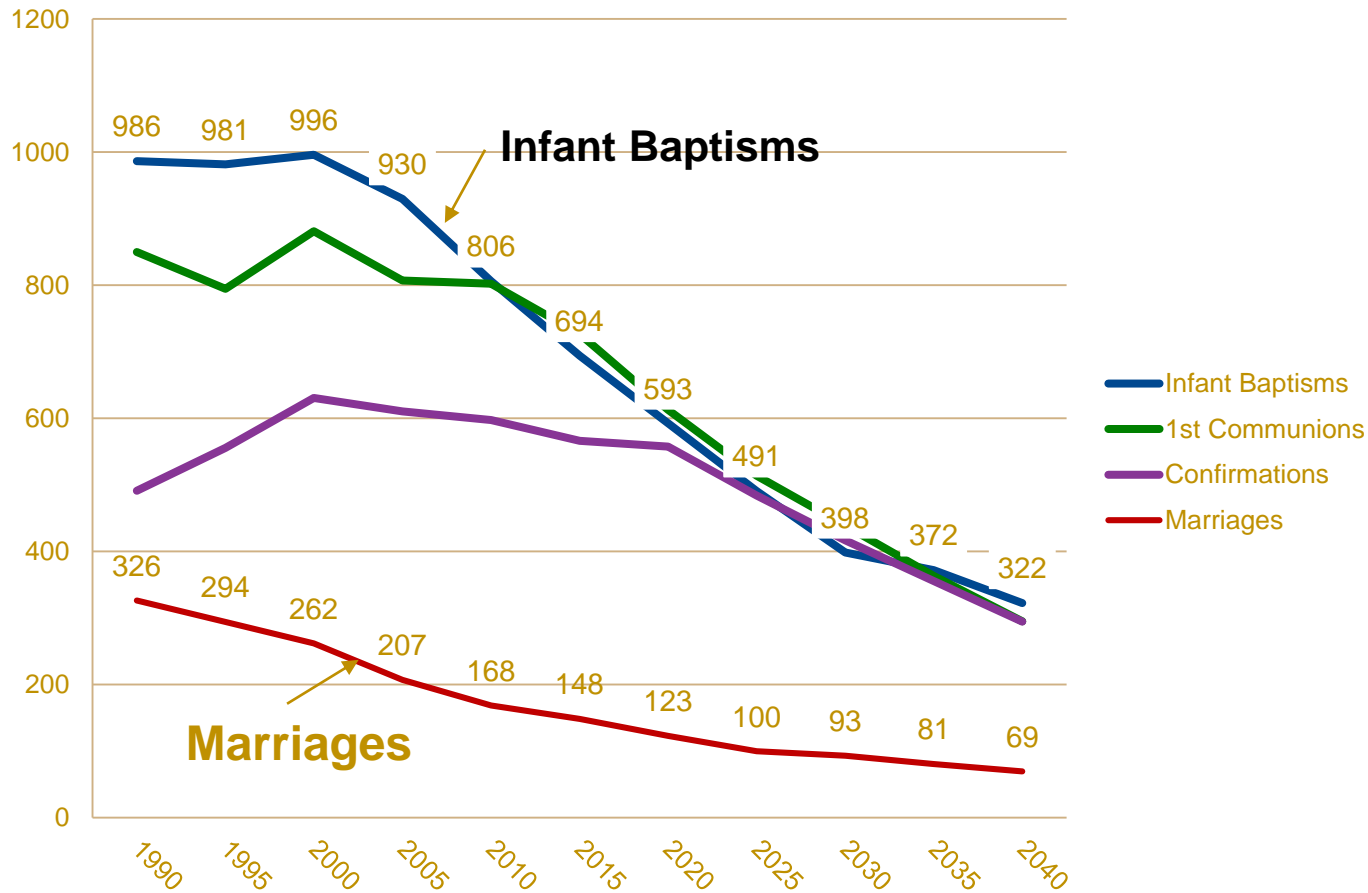


- Catholic marriages are down 47% since 2000.
- Infant baptisms down 29% since 2000.
- 13% of children baptized do not receive First Communion.
- Confirmations are down 23% from 2000.

Why plan now? Sacramental Decline



**U.S. Catholic Church Sacramental Forecast
1990 - 2040 (000's)**



- Catholic marriages are down 55% since 1990.
- Infant baptisms down 50% since 1990
- 1 in 5 children baptized do not receive First Communion.
- 2 in 5 children baptized are not confirmed.
- 85% of children confirmed stop practicing their faith by age 21.

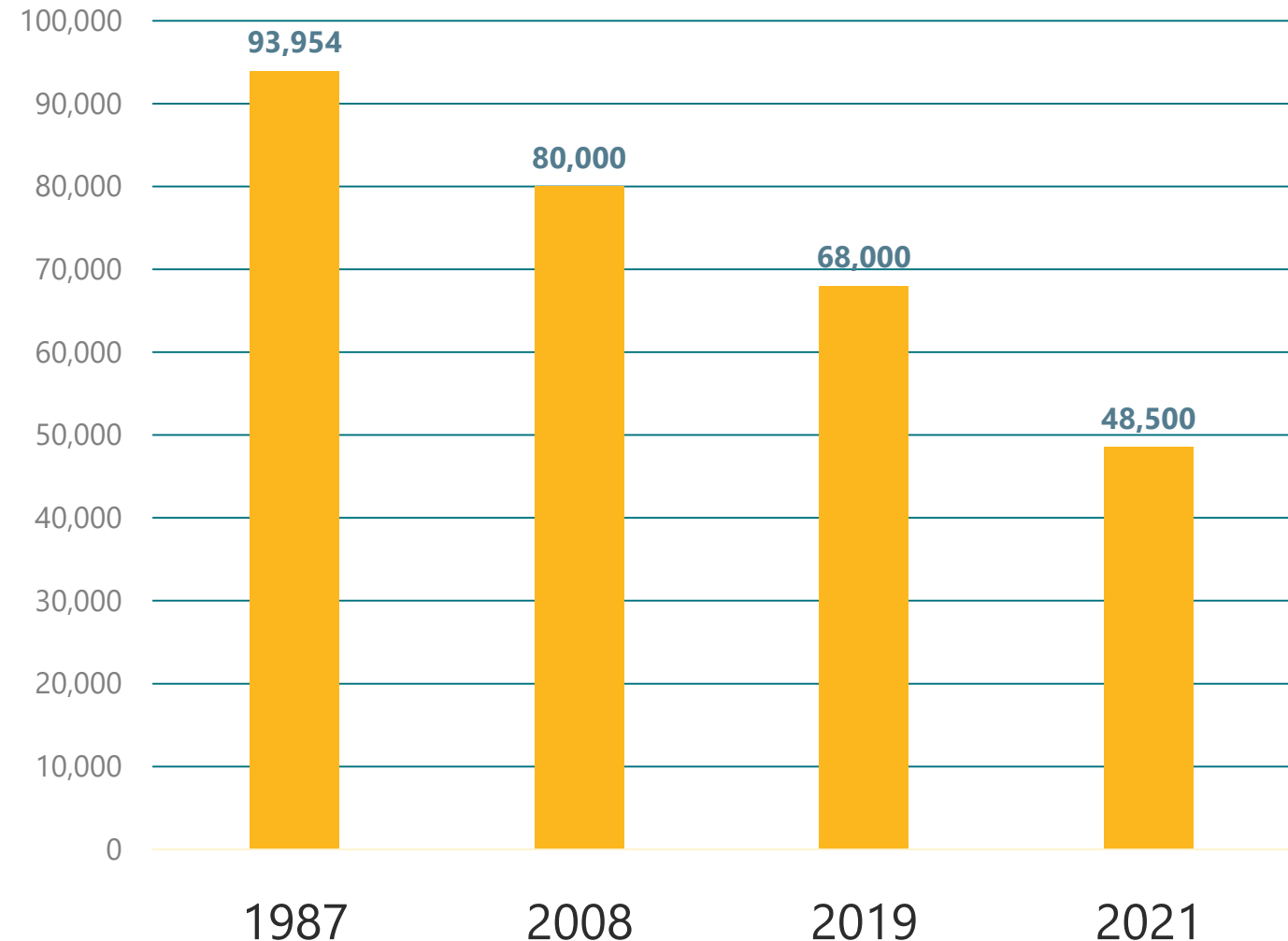
SOURCES:
CARA 1964
Pew Research Center

Why plan now? - Mass Attendance



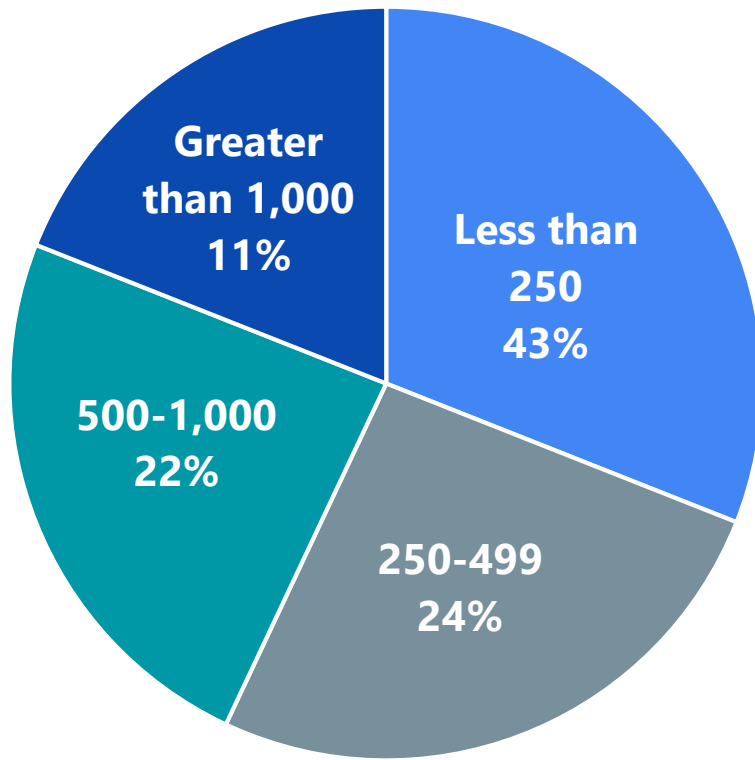
- From 2008 to 2019 mass attendance fell from just over 80,000 per week to 68,000, *a decline of 15%*.
- Mass attendance in 2021 was 48,500, an additional *decline of 29%*.
- Offertory has *declined* from \$58 million in 2017/2018 to \$56 million in 2020/2021.

Mass Attendance 1987 - 2021



Why plan now? - Smaller parishes have fewer resources

Percent of Parishes by
2021 Weekend Attendance



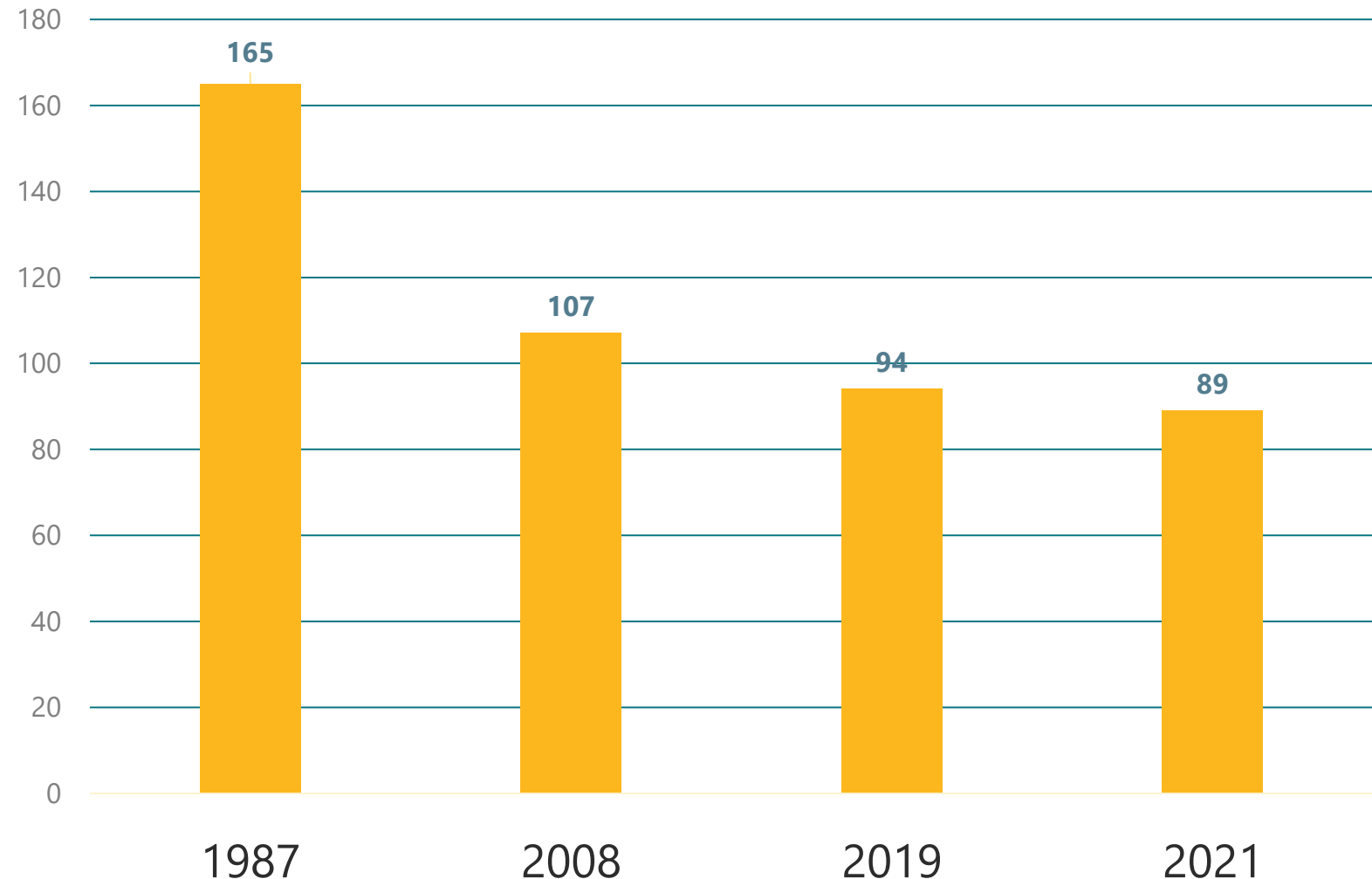
- **43% of parishes have fewer than 250** people at Mass on the weekend. These parishes average annual offertory is \$160k.
- **24% of parishes have 250 to 499** people at Mass on the weekend. These parishes average annual offertory is \$400k.
- **22% of parishes have 500 to 1000** people at Mass on a weekend. These parishes have **three to four times the resources** to invest in ministry, outreach and maintenance.
- Since 2019, the number of parishes with less than 250 people at mass on a weekend increased from 31% to 43% of parishes.

Why plan now? - Active Priests



- From 1987 to 2021, the number of active priests serving in the Diocese of Columbus fell from 165 to 89, *a decline of 54%*.

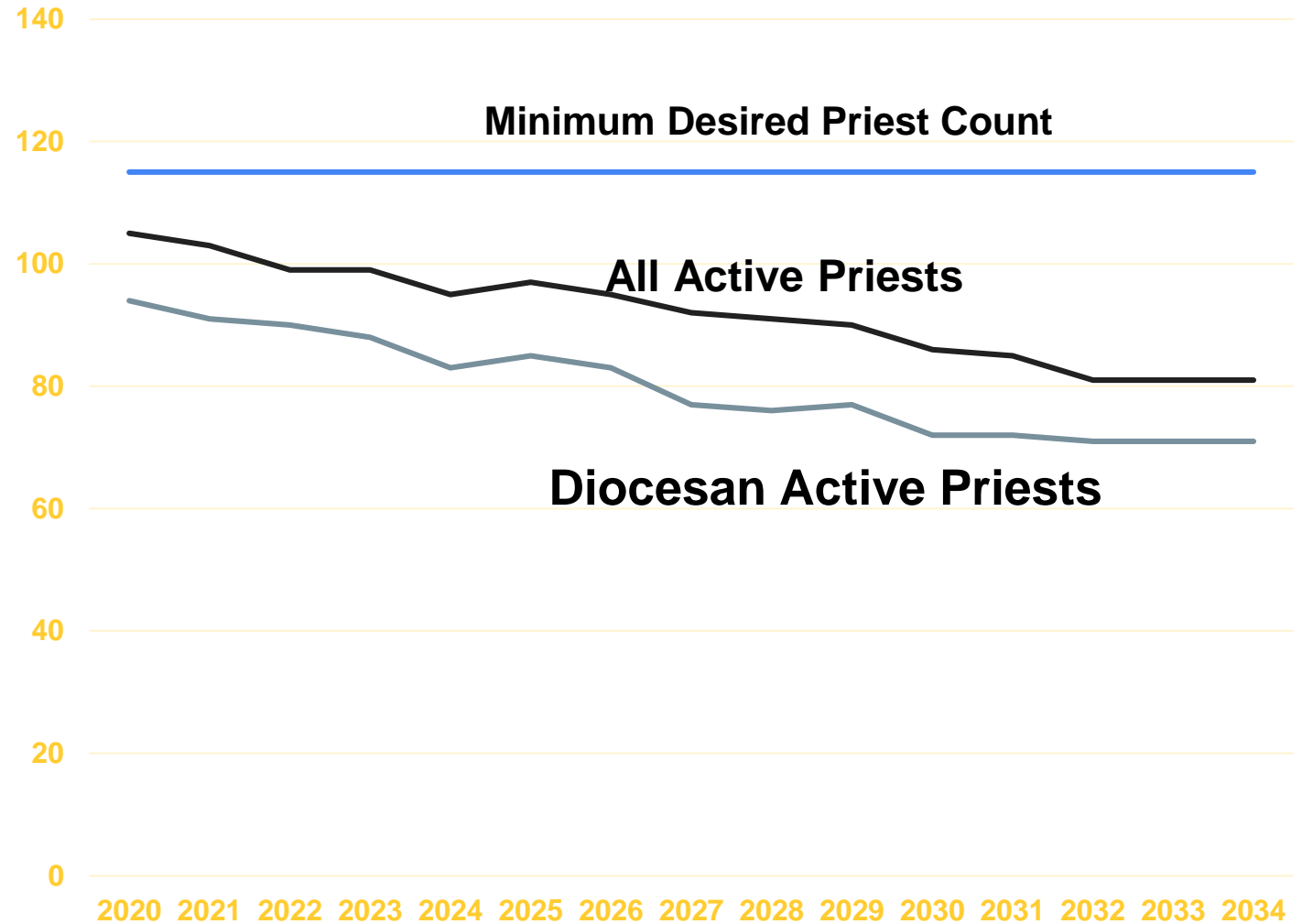
Active Priests in the Diocese



Why now? - Declining number of priests



- There are currently 89 active diocesan priests in the diocese. 45% of all active diocesan priests are 60 or older.
- As a result, within 10 years we project there will be 80 active priests in the diocese.
- Due to the need to support other specialized ministries this will result in 70 or fewer active priests being available for assignment to parishes.
- The projected number of priests will not be able to serve our current 102 parishes and 3 missions.



Priest Availability Analysis



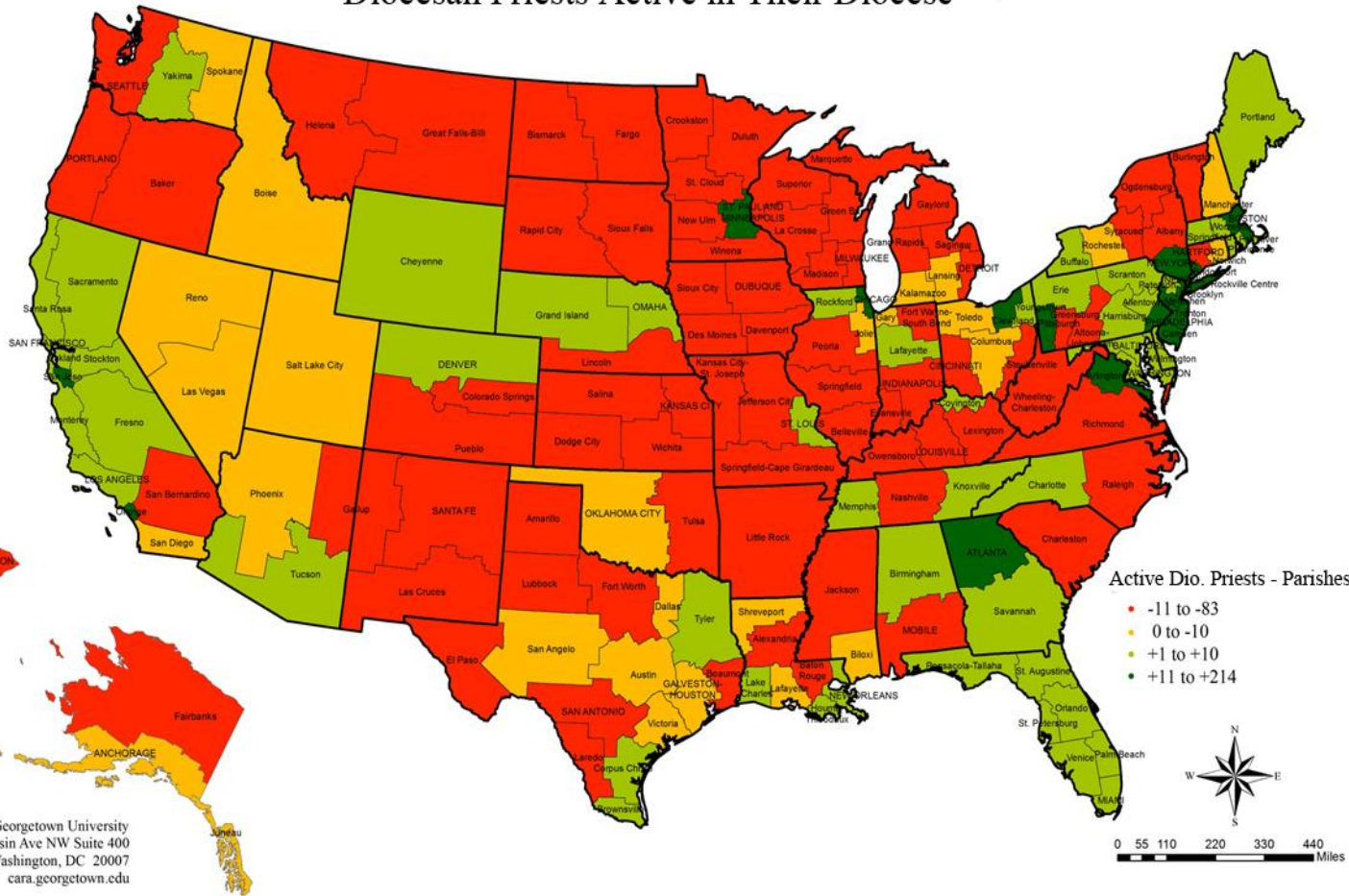
Projected Number of Active Priests 2030*	80
Reduce for priests not assigned to parishes or on leave (10%)	(8)
Priests available for parish ministry	72
Parishes with 2 priests assumed (>1,500 weekly attendance)	(12)
Priests available for assignment as pastors	60

*These figures are the expected number of priests available for active ministry based on the number of ordinations and retirements.

Why now?: # of Priests Relative to Parishes



Shortage and Surplus: Number of Parishes Subtracted from the Number of Diocesan Priests Active in Their Diocese



- **Dark Green** – +11 to +214 more priests than parishes
- **Light Green** – +1 to +10 more priests than parishes
- **Yellow** – 0 to -10 fewer priests than parishes
- **Dark Red** – -11 to -83 fewer priests than parishes

SOURCES: CARA 2013

The Big 4 Questions

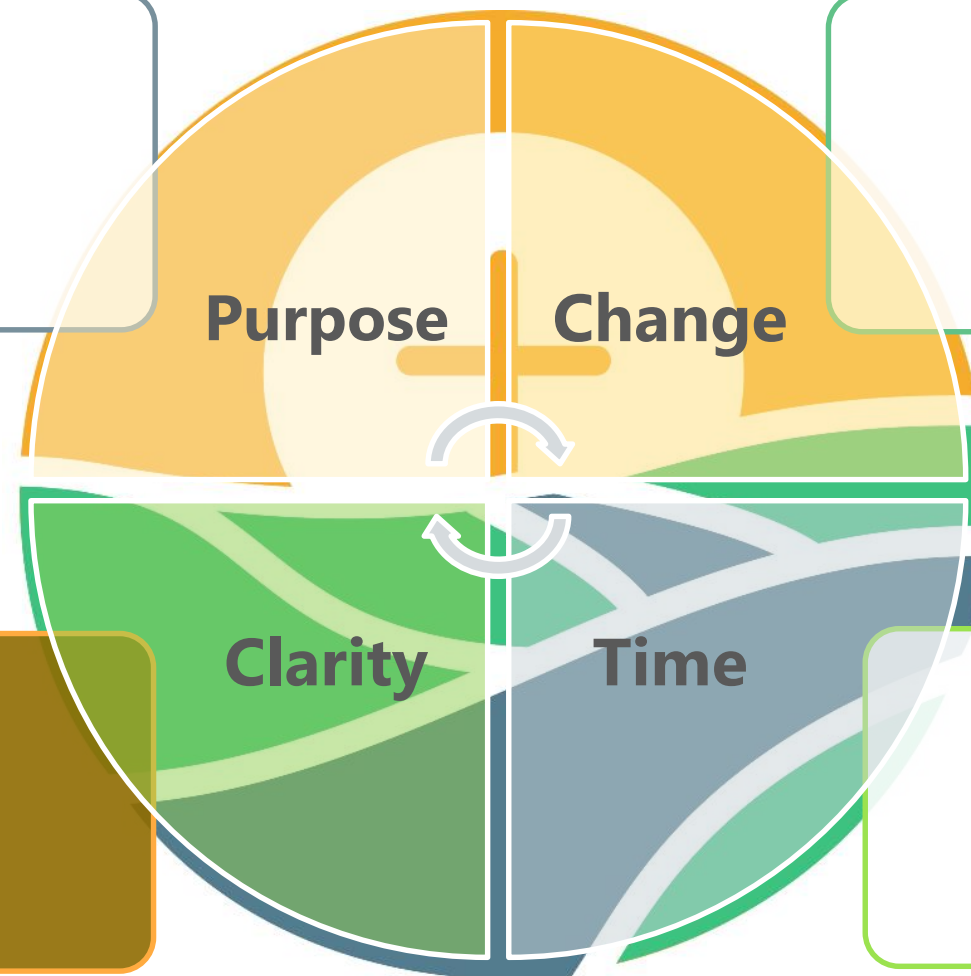


- #1: Wasn't this about Evangelization?

- #2: Our parish is fine, why do we need to change?

- #3: What do these changes actually mean?

- #4: What is the timeline for all of this?



What do these changes actually mean?

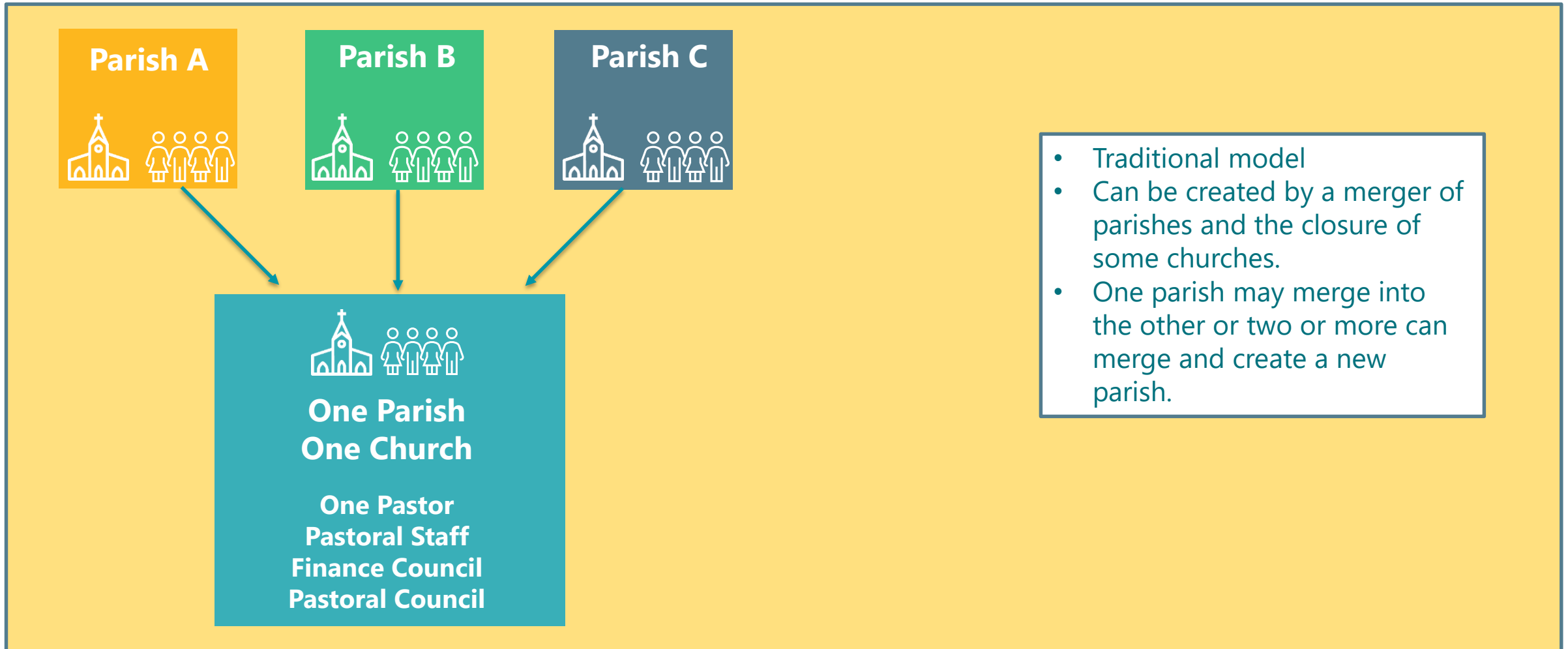


- There are four types of formal structures for our consideration:
 1. **Model A** – One parish, one pastor, one church
 2. **Model B** – One parish, one pastor, multiple churches
 3. **Model C** – Multiple parishes, one pastor, multiple churches, one staff
 4. **Model D** – Multiple parishes, one pastor, multiple churches, multiple staffs

Model A



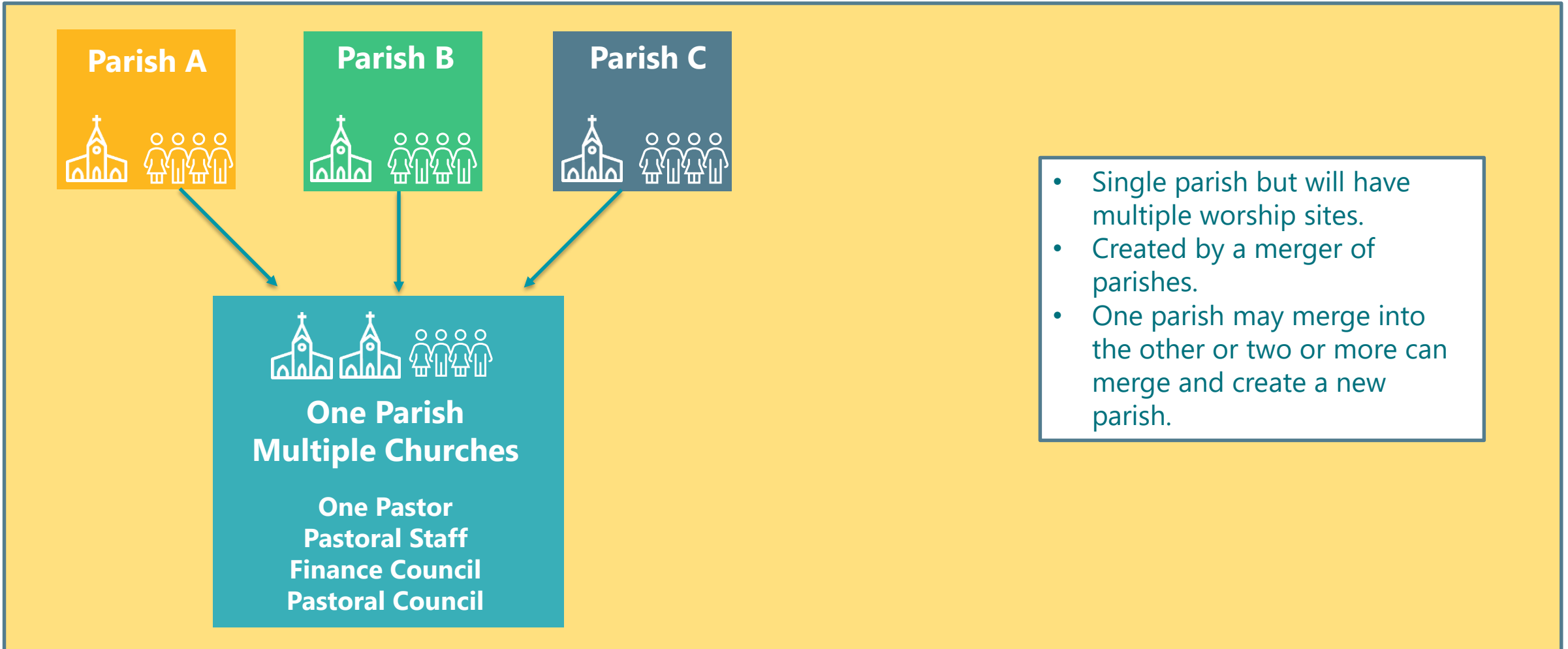
One Parish/One Pastor/One Church



- Traditional model
- Can be created by a merger of parishes and the closure of some churches.
- One parish may merge into the other or two or more can merge and create a new parish.

Model B

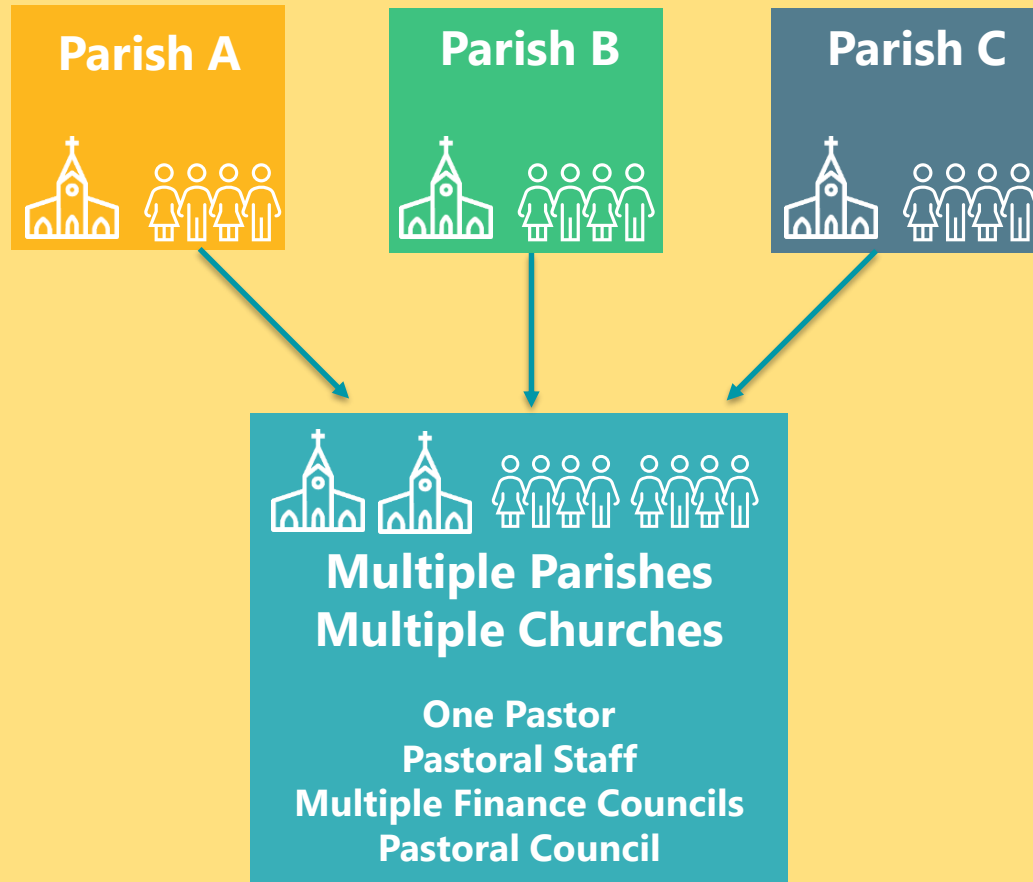
One Parish/One Pastor/Multiple Churches



- Single parish but will have multiple worship sites.
- Created by a merger of parishes.
- One parish may merge into the other or two or more can merge and create a new parish.

Model C

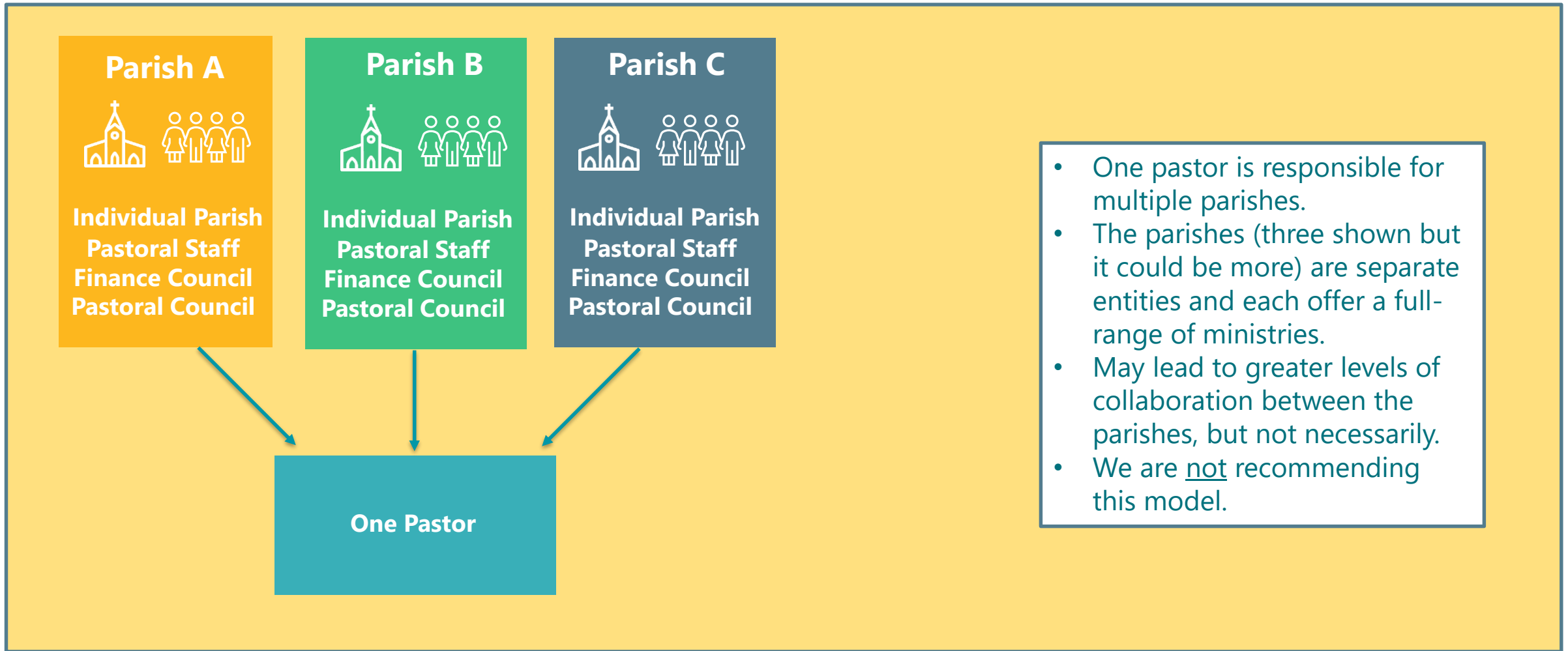
Collaborative: Multiple Parishes/One Pastor/ Multiple Churches/One Staff



- One pastor for all parishes in the collaborative.
- Each parish remains a separate entity with its own church, but shared vision is created for all parishes in collaborative.
- One Pastoral council but separate finance councils for each parish (can meet jointly)
- Common staff and shared ministry across the collaborative.
- Establish service agreements for shared clergy/ staffing/ ministry costs (allows for financial flexibility/ sustainability)

Model D

●●●●●●● Multiple Parishes/One Pastor/Multiple Churches/ Multiple Staffs



- One pastor is responsible for multiple parishes.
- The parishes (three shown but it could be more) are separate entities and each offer a full-range of ministries.
- May lead to greater levels of collaboration between the parishes, but not necessarily.
- We are not recommending this model.

The Big 4 Questions

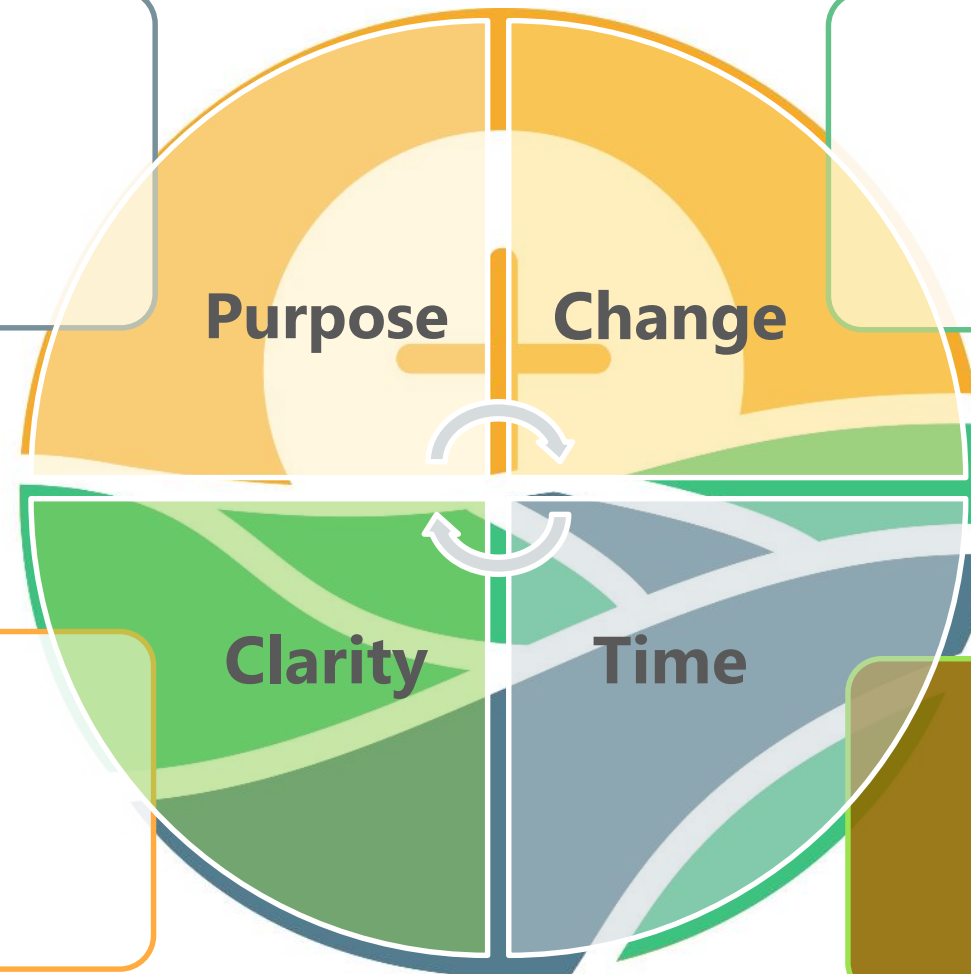


- #1: Wasn't this about Evangelization?

- #2: Our parish is fine, why do we need to change?

- #3: What do these changes actually mean?

- #4: What is the timeline for all of this?



More than 2 years of consultation

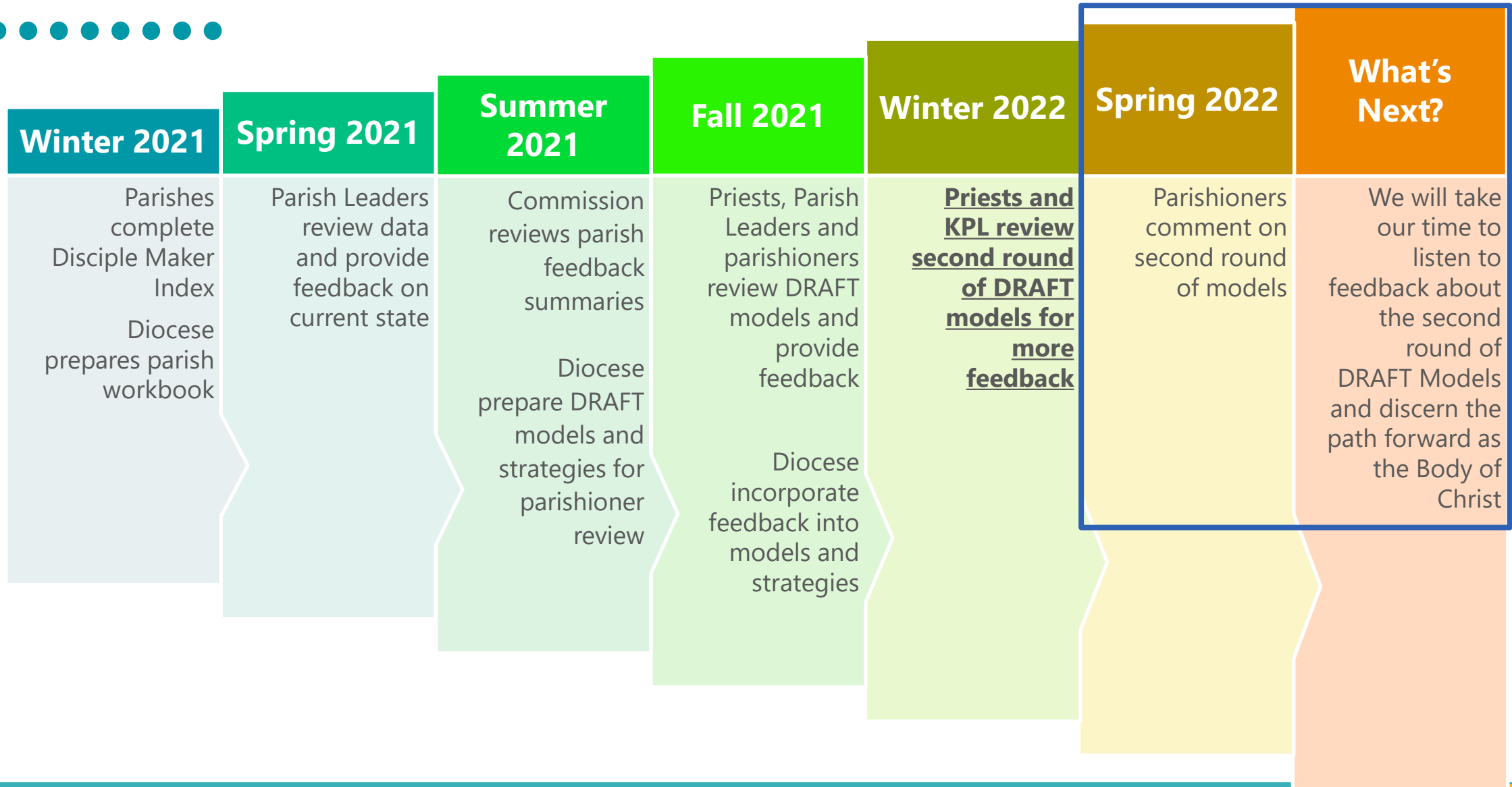


TABLE DISCUSSION

Ground rules for effective dialogue



1. **Demonstrate compassion, courage, and cooperation** – we share a common baptism and identity in Christ, we all want a future full of hope, offer your contributions with charity and respect.
 - **Encourage everyone at your table to share.**
 - **Allow those speaking to finish their thoughts.**
 - **Avoid interruptions and side conversations.**
 - **Be mindful of the length of your comments to allow everyone the opportunity to participate.**
 - **Offer specific feedback and questions to the material we just reviewed.**

Table Discussion



- Take 10 minutes at your table and share:
 1. What has become clearer related to the “Big 4 Questions?”
 2. What questions about Real Presence, Real Future still remain for you?
- Capture individual questions to be shared with the group on index cards – 1 question per card, please.

5-MINUTE BREAK

PLANNING AREA REVIEW

Planning Process Review



Spring 2021	Summer 2021	Fall 2021	Winter 2022	Future Dates
<p>Priests and Key Parish Leaders reviewed initial parish workbook and provided feedback</p>	<p>Diocesan working group met and created initial DRAFT models</p> <p>Priests reviewed initial DRAFT models and provided feedback</p>	<p>Priests and KPL reviewed initial DRAFT models</p> <p>Parishioners reviewed initial DRAFT models and provided feedback</p> <p>Feedback gathered and discerned</p>	<p>Priests reviewed revised DRAFT models and provide feedback</p> <p><u>Priests and KPL meetings to review revised DRAFT models and provide feedback</u></p>	<p>Parishioners review revised DRAFT models and provide feedback</p> <p>Diocesan working group gathers ongoing feedback</p> <p>Continuing conversations throughout the Diocese</p>

Initial Models - Overall Priest Feedback



- General preference for the process to **define a desired end state** and **create a “road map”** on how to achieve.
- **Multi-parish pastoring is very difficult and not sustainable for long periods.**
- Significant concern over amount of **work** required to implement change and **the need for Diocesan “accompaniment” and support.**
- Parish **cultural identities, socio-economic conditions and worship styles often differ.** This must be considered as it will make bringing parishes together more difficult.
- **Concern for the financial viability of struggling parishes** that are grouped together. Will they be financially viable for the long run?
- A **broader Latino strategy** for the Diocese must be incorporated.
- **Catholic schools** are keys to evangelizing our youth. We need a plan that solidifies and expands their future.

Initial Models - Overall Parishioner Feedback



Who responded:

- Parish feedback captured totaled **over 2,600 people** (5% of 2021 mass attendance).
- Respondents were 2/3 female.
- 70% of respondents were over 55 years of age.
- Most respondents had been parishioners over 10 years. In some planning groups a few parishes provided a significant % of the respondents.
- Over 95% were aware of RPRF and most felt they understood it. They typically heard of it from priests, parish staff or bulletin.

Initial Models - Overall Parishioner Feedback



What they said: Key themes across planning groups were as follows:

- RPRF was advertised as an evangelization initiative yet the parish meetings were about structure.
- There was **great confusion over what was meant by “Grouping” parishes.**
- Need to be transparent about what a group is and where this goes next.
- **Impact on schools needs to be clarified.** Catholic education is critical for our future.
- While there was some understanding of the need to close buildings **many comments focused on keeping buildings open**, even if priests had to be shared or mass times change.

Initial Models - Overall Parishioner Feedback



What they said: Key themes across planning groups were as follows:

- **Evangelization and ministry needs to be discussed more with the people.**
- Great concern for the strain on priests and need for greater lay involvement to ease the administrative burden.
- **Distance is critical** for mass/sacramental availability, creating community and manageability.
- Significant concern for **loss of culture/tradition/worship styles** due to change.
- Latino responses were open to changes in structure with a desire for a focus on mission and support for Hispanic ministry.

Round 2 DRAFT Models

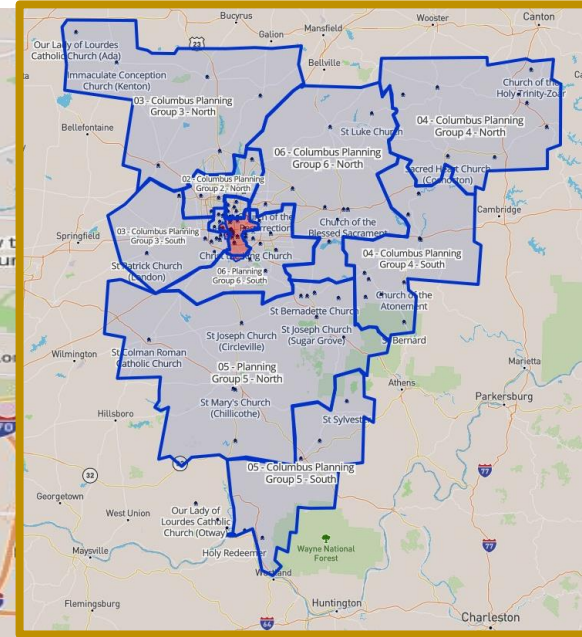
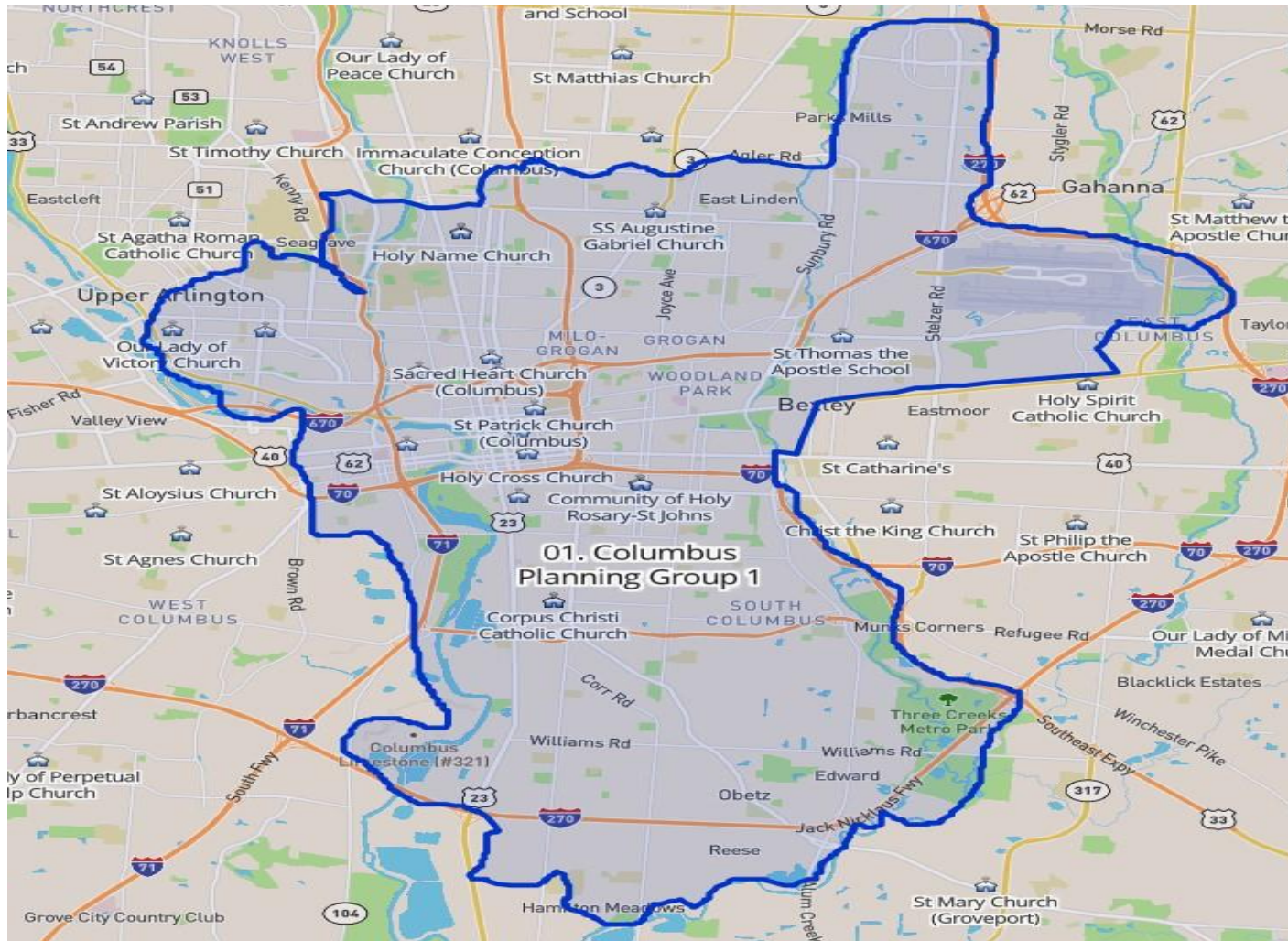


- **Specific structural recommendations made for churches**
 - Meant to help further the discussion about the direction of the Diocese
 - *These are not final recommendations*
- **Multilingual Parishes Highlighted**
- **Single Church Counties**
- **Religious orders are mentioned**
 - We are grateful for the presence and charism of so many religious in the Diocese.
- **School recommendations included**
 - Elementary schools are a significant ministry of any parish which has one.
 - These recommendations are meant to further the discussion of the possibilities for schools as we discern the future of the Diocese.
 - *These are not final recommendations*

THIS IS A SECOND ROUND DRAFT.

**THESE ARE NOT FINAL
RECOMMENDATIONS.**

Planning Group 1



Parishes & Mass Attendance



Mass Attendance *down 18%* in the Group

	2019	2021
Holy Rosary/St John	74	49
Corpus Christi	89	61
Holy Cross	103	93
Parroquia Santa Cruz	840	627
St. Dominic	135	69
St. Joseph Cathedral	546	412
St. Ladislav	276	65
St. Mary – Columbus	380	552

	2019	2021
St. Patrick	1,244	1,073
St. Thomas Apostle	269	243
Sts. Augustine & Gabriel	386	386
Holy Name	92	55
Sacred Heart	156	113
St. Francis of Assisi	178	145
St. John the Baptist	227	162

School at St Mary – Columbus (346)

Priest Feedback to Initial Models



- Priests in group **focused on evangelization opportunities** among young living in area and the opportunity to **leverage religious community presence** to a greater degree.
- Priests who commented on options **generally favored original Option 2**
- Several priests suggested modifying to **not include Holy Family with Cathedral.**
- There were suggestions to **separate the large 5 parish group in option 2** into two groups as follows.
 - St John the Baptist/Sacred Heart/St Francis of Assisi
 - St Dominic/Community of Holy Rosary & St John

Parishioner Feedback to Initial Models



- **167 respondents** (5% of mass attendees in Group) with 2/3 female and 1/3 male. 70% of respondents were over 55 years of age. Most parishes represented with 20 or fewer people responding. **St Mary was largest with 43** respondents.
- Greatest concerns were demands on clergy (27%) and financial resources (25%).
- Ministry priorities were engaging current parishioners (44%) and reaching young adults in the area (38%).
- **None of options stood out as more favorable** with each having about 1/3 agree or strongly agree, 1/3 neutral and 1/3 disagreeing.
 - Key factor in the responses was differences/similarities of communities.
 - Those favoring options 1 and 3 felt they provided greater resource availability.
 - Those favoring option 2 felt it built best on existing relationships.

Parishioner Feedback to Initial Models



• General Themes:

- **Significant concern over losing the culture and liturgical style of small parishes** that merge, particularly with larger ones.
- Need to focus on evangelization and teaching the faith. Not sure how these models help in that regard.
- **Concern expressed over whether financial resources were sufficient** in this area.
- Re-allocate dollars from rich parishes to those that serve the poor.
- Ministry priorities in this area need to include social justice, minority outreach and equipping the faithful to evangelize.
- **Need to serve Latino and other minority populations.**

• Parish/Group Specific:

- A number of comments favored the following groupings
 - St Francis of Assisi/St John the Baptist/Sacred Heart
 - St Mary/Corpus Christi/St Ladislav

Round 2 DRAFT - Group 1



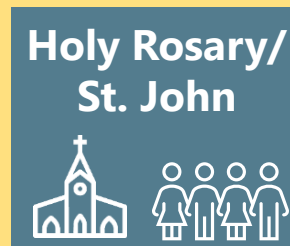
Model B

- 2021 Mass Attendance: 505
- Possible religious order presence for limited use of Holy Cross Church and ministry to Grant Hospital.

Questions for Consideration:

1. What are the strongest aspects about this proposed model?
2. What are the most challenging aspects about this proposed model?
3. How could this proposed model better support evangelization and outreach?

Round 2 DRAFT - Group 1



Model A

- 2021 Mass Attendance: 118
- Continue healthcare clinic/soup kitchen at HR/SJ site

Questions for consideration:

1. What are the biggest implications that should be considered if this proposed model were to be implemented?
2. What alternatives exist to this proposed model that would help address some current challenges and promote future growth?
3. For what communities would this proposed model be most challenging? For which ones might it create new opportunities?

Round 2 DRAFT - Group 1



Model A

- **2021 Mass Attendance: 168**
- **University outreach at Holy Name; invest in evangelization goals**

Questions for Consideration:

1. What additional information would be helpful in considering this proposed model?
2. What are the biggest factors that influence your impression of this proposed model?
3. What hasn't been considered relative to this proposed model?

Round 2 DRAFT - Group 1



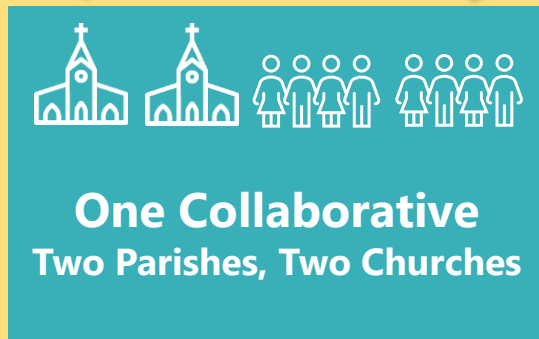
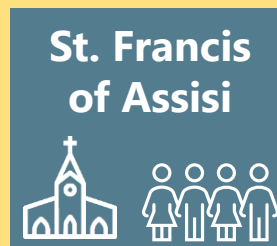
Model A

- **2021 Mass Attendance: 678**
- **Multilingual parish**
- **Possible MSP Missionary formation House at Corpus Christi**

Questions for Consideration:

1. What unique aspects of the existing parishes need to be preserved in the new proposed model?
2. What are the strongest aspects about this proposed model?
3. What are the most challenging aspects about this proposed model?

Round 2 DRAFT - Group 1



Model C

- 2021 Mass Attendance: 307
- Possible religious order presence

Questions for Consideration:

1. How could this proposed model better support evangelization and outreach?
2. What are the biggest implications that should be considered if this proposed model were to be implemented?
3. What alternatives exist to this proposed model that would help address some current challenges and promote future growth?

Round 2 DRAFT - Group 1



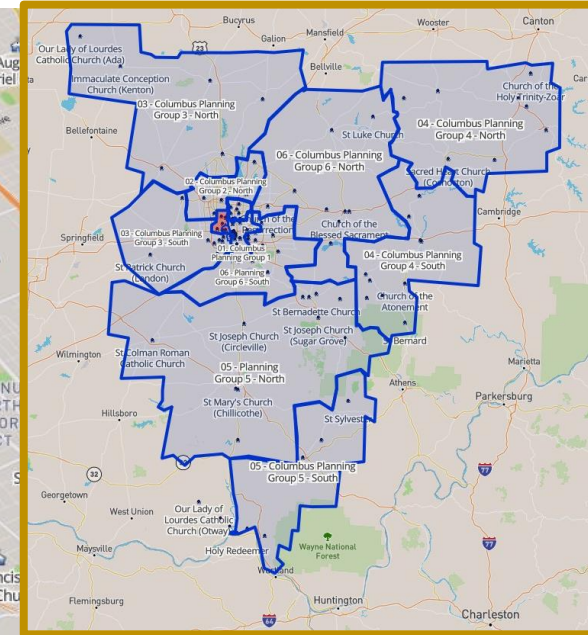
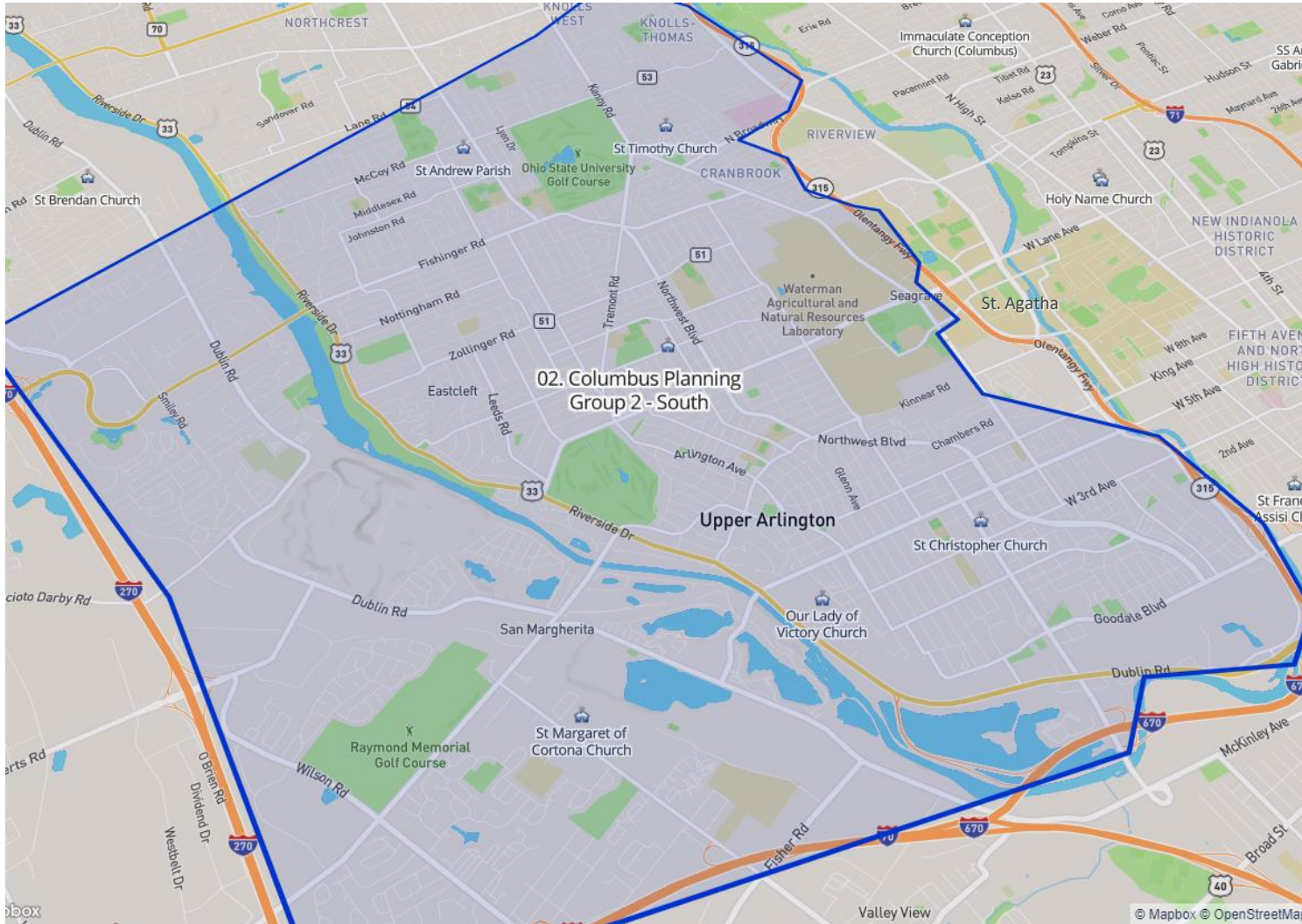
Model A

- **2021 Mass Attendance: 1,073**
- **Dominicans currently serve St. Patrick**
- **Questions for Consideration:**
 1. What hasn't been considered relative to this proposed model?
 2. What additional information would be helpful in considering this proposed model?
 3. What are the biggest factors that influence your impression of this proposed model?

THIS IS A SECOND ROUND DRAFT.

**THESE ARE NOT FINAL
RECOMMENDATIONS.**

Planning Group 2-South



Parishes & Mass Attendance



Mass Attendance *down 34%* in the Group

	2019	2021
St. Andrew	1,460	872
St. Agatha	876	592
St. Christopher	794	511
St. Margaret of Cortona	522	376
Our Lady of Victory	491	316
St. Timothy	525	414

Schools at St Andrew (419), St Agatha (197), St Christopher (142) and St Timothy (226)

Priest Feedback



- Priests who commented generally **avored original Option 2 over Option 1.**
- Several options were presented with a **real diversity of opinion over parings.**
Some themes:
 - St Agatha and St Timothy are close geographically but culturally very different.
 - St Timothy fits best with Our Lady of Peace rather than Upper Arlington. Others believed best fit was with St Andrew.
 - Our Lady of Victory was grouped with either St Margaret or St Christopher or both in a 3 parish grouping. One priest voiced that OLV parishioners strongly favor grouping with St Christopher. They do not like the OLV/St Christopher/St Margaret group.
- **Multiple schools in the group** are an issue that needs thought through.

Parishioner Feedback - General



- **157 respondents** (5% of mass attendance in 2021) with 2/3 female and 1/3 male. 65% of respondents were over 55 years of age. Most parishes represented by small numbers. **Largest were St Margaret of Cortona (40), Our Lady of Victory (30), St Andrew (29) and St Christopher (27).**
- Greatest concerns were declining sacramental participation (34%), demands on clergy (27%) and age of parishioners (19%).
- Ministry priority is reaching out to youths/young adults in the area (65%).
- **45-50% of respondents agreed/strongly agreed with both models as workable.** Option 1 was felt to build on existing relationships better and Option 2 was felt to provide greater resource availability.

Parishioner Feedback - Comments



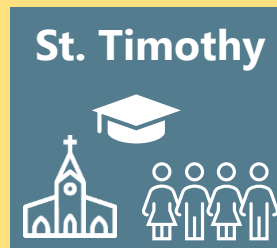
- **General Themes:**

- **Two different themes** that are opposed emerged
 - Significant concern over **losing the culture and liturgical style of small parishes** that merge, particularly with larger ones. This will lead to increased loss of faithful.
 - **This needs to be done.** Cultural differences can be overcome. Need to be bold. Consolidate smaller schools as well.
- Need to focus on evangelization and teaching the faith. Leverage religious education and other outreach across parishes.
- **Create groupings based on geographic proximity.**
- The church is out of touch with the people and the times. Need greater transparency and direct lay involvement. Need to be more inclusive and welcoming.
- **Explicit thought needs to be given to how schools are impacted by groupings.** For example, if there are more than 1 school in a group, do they all merge? Where are they located?

- **Parish/Grouping Specific:**

- St Agatha and St Timothy makes sense together. Others mentioned St Andrew & St Timothy.
- OLV/St Christopher is natural pairing. St Margaret does not fit with them. St Agatha would fit with them.

Round 2 DRAFT - Group 2 South



Model A

- 2021 Mass Attendance: 1,248

Questions for consideration:

1. What are the strongest aspects about this proposed model?
2. What are the most challenging aspects about this proposed model?
3. How could this proposed model better support evangelization and outreach?

Round 2 DRAFT - Group 2 South



Model B

- 2021 Mass Attendance: 1,419
- Trinity School rebranded to St. Christopher
- St. Agatha becomes Diocesan school with curriculum in special needs
- Pallotine Fathers currently serving at St. Christopher

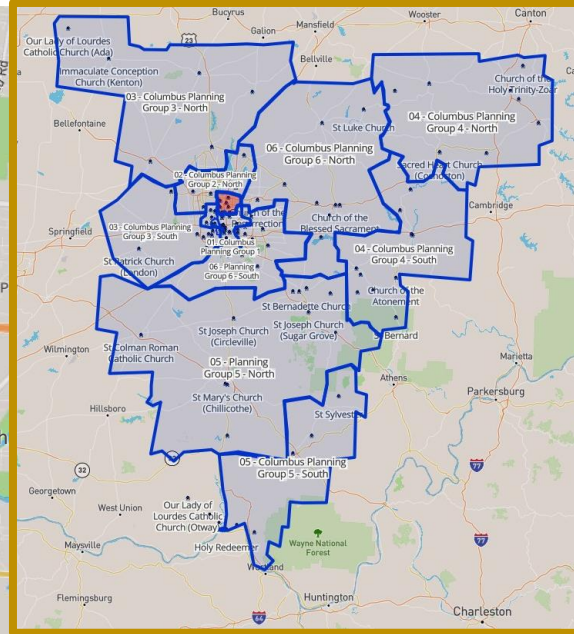
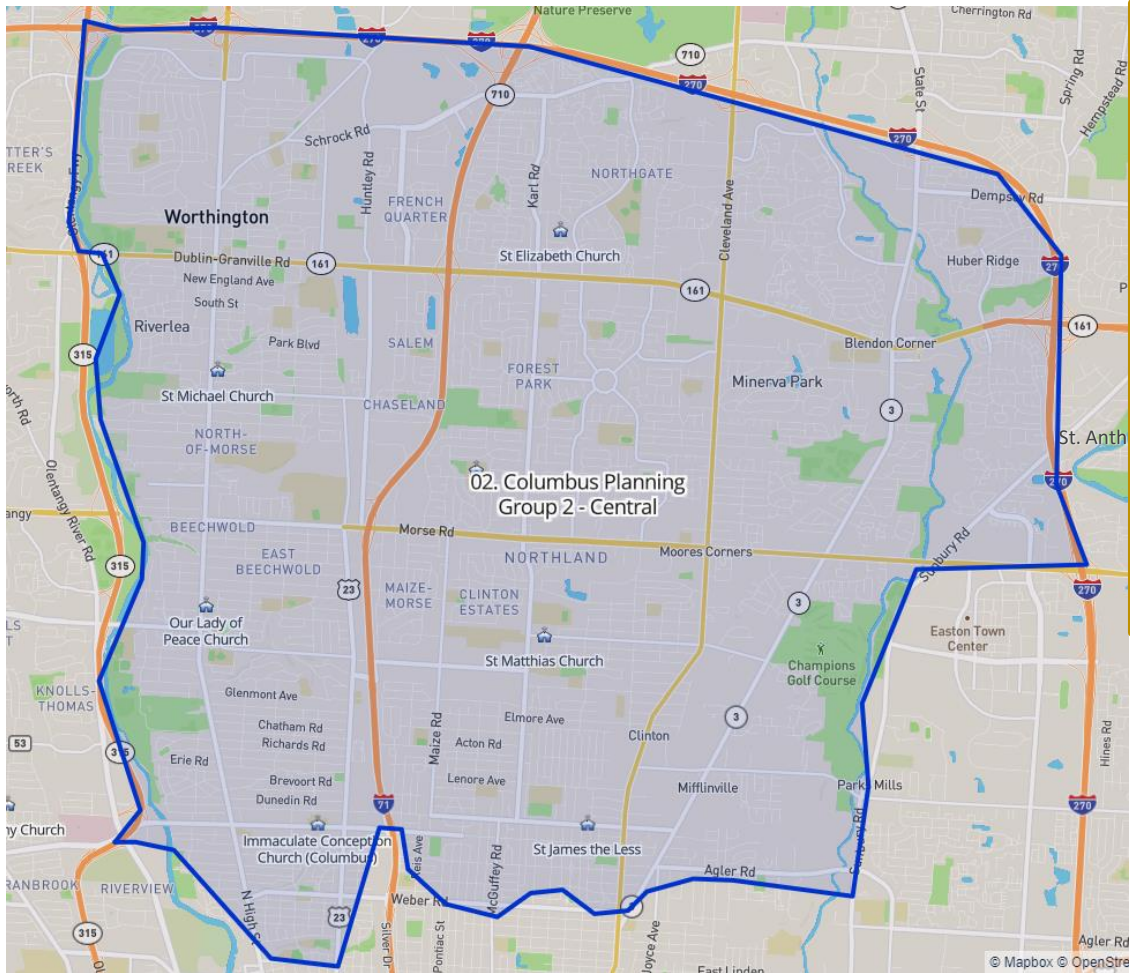
Questions for consideration

1. What are the biggest implications that should be considered if this proposed model were to be implemented?
2. What alternatives exist to this proposed model that would help address some current challenges and promote future growth?
3. For what communities would this proposed model be most challenging? For which ones might it create new opportunities?

THIS IS A SECOND ROUND DRAFT.

**THESE ARE NOT FINAL
RECOMMENDATIONS.**

Planning Group 2-Central



Parishes & Mass Attendance



Mass Attendance *down 31%* in the Group

	2019	2021
St. Anthony	512	366
St. Elizabeth	540	335
Immaculate Conception	974	610
St. James the Less	1,114	844
St. Matthias	705	455
St. Michael	1,033	674
Our Lady of Peace	892	556

Schools at St Anthony (150), IC (326), St James (490), St Matthias (274), St Michael (350) and Our Lady of Peace (217)

Priest Feedback



- Priests in the group provided **little feedback**. Those that did, did not like either option. Priests outside the group who commented seemed to favor Option 2.

Parishioner Feedback - General



- **349 respondents** (9% of mass attendance in 2021) with 2/3 female and 1/3 male. 63% of respondents were over 55 years of age. Two parishes represented bulk of respondents. **Immaculate Conception was largest with 134 respondents followed by St Elizabeth with 131.**
- Greatest concerns were declining sacramental participation (25%), age of parishioners (25%) and financial pressures (21%).
- Ministry priorities were connecting with young adults (40%) and cultivating greater lay leadership (25%). Several comments focused on need for greater focus on social justice.
- **Option 1 was favored to a greater degree than option 2 with 52% strongly agreed/agreed with it, feeling it built better on existing relationships.** However there were comments that the options both created communities that were too large and the sense of community might be lost.

Parishioner Feedback - Comments



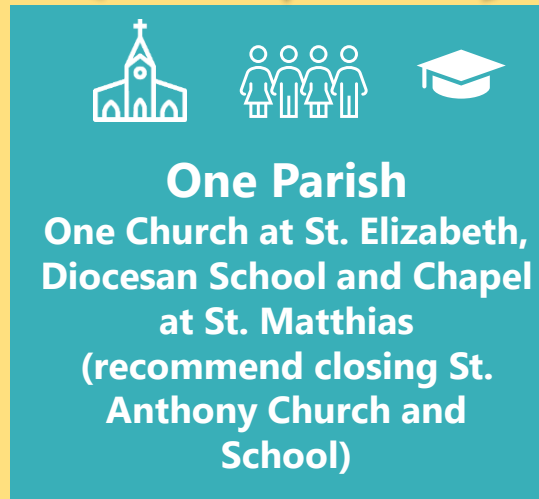

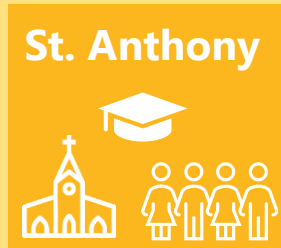
- **General Themes:**

- Dichotomy of views concerning understanding need to create larger parishes vs keeping the parish close to the community.
- In terms of **parish combinations there are 3 distinct views**. One set of comments focused on **keeping like communities together** and another set focused on **pairing to create diversity** (affluent with poor; white with minorities...). The third set advocates grouping smaller/struggling parishes together or closing them and **leaving stronger/larger parishes alone**.
- There is a great need in this area to be more inclusive and welcoming.
- Need to understand **how schools will be addressed**. They often drive the character of a community. What if 2 schools in a group?

- **Parish/Grouping Specific:**

- **A number of comments favored pairing IC/OLP and St Michael/St Elizabeth**
- Consider pairing St James with either/both St Matthias & St Anthony
- PSC is unique and should not be paired with other parishes.
- How are religious communities currently in parishes impacted?
- **55 written feedback forms received from St Elizabeth parishioners. 33 feel more affinity with St Matthias & St Anthony** vs 12 with St Michael & St Peter. Reasons are geographic proximity and cultural similarities.

Round 2 DRAFT - Group 2 Central



Model A

- 2021 Mass Attendance: 1,151
- Multilingual Parish
- Sons of the Immaculate Conception currently at St. Elizabeth

Questions for consideration

1. What additional information would be helpful in considering this proposed model?
2. What are the biggest factors that influence your impression of this proposed model?
3. What hasn't been considered relative to this proposed model?

Round 2 DRAFT - Group 2 Central



Immaculate
Conception



Our Lady of
Peace



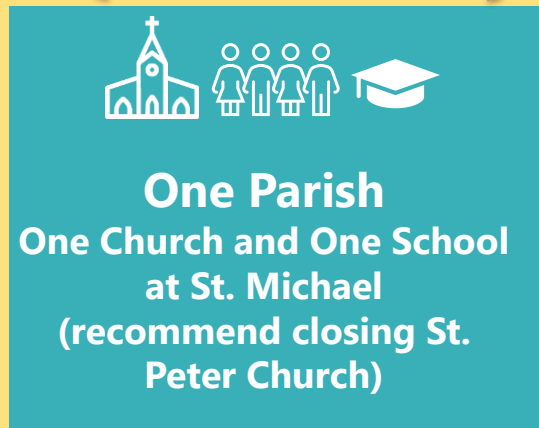
Model A

- 2021 Mass Attendance: 1,166
- OLP campus used by Bishop Watterson High School

Questions for consideration

1. What are the strongest aspects about this proposed model?
2. What are the most challenging aspects about this proposed model?
3. How could this proposed model better support evangelization and outreach?

Round 2 DRAFT - Group 2 Central

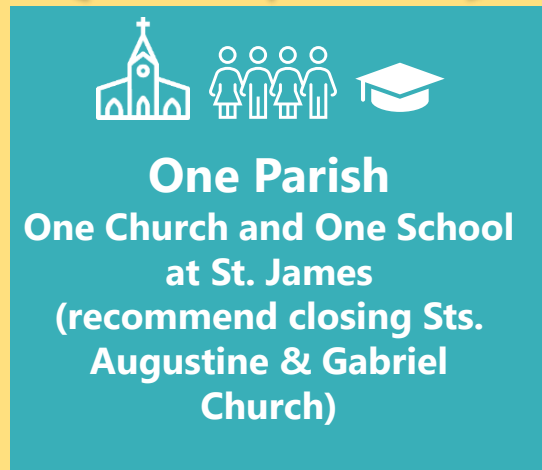
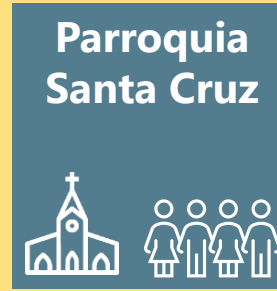
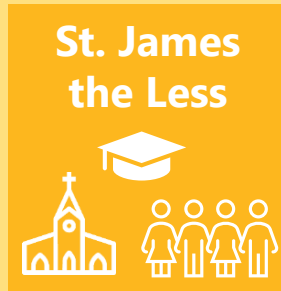


- **2021 Mass Attendance: 1,699**
- **Hispanic ministry moves from St. Peter to St. Joan of Arc (Group 2N)**

Questions for consideration

1. What are the biggest implications that should be considered if this proposed model were to be implemented?
2. What alternatives exist to this proposed model that would help address some current challenges and promote future growth?
3. For what communities would this proposed model be most challenging, for which ones might it create new opportunities?

Round 2 DRAFT - Group 2 Central



Model A

- 2021 Mass Attendance: 1,837
- Multilingual Parish
- Precious Blood Fathers currently serving at St. James the Less
- Parroquia Santa Cruz worship moves to St. James the Less

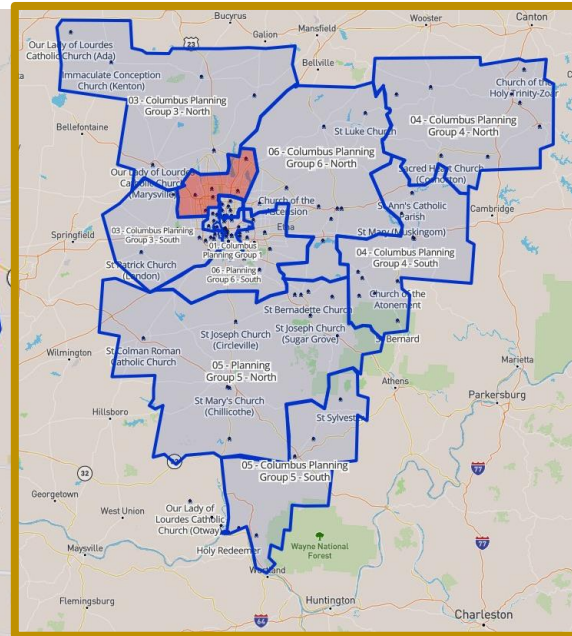
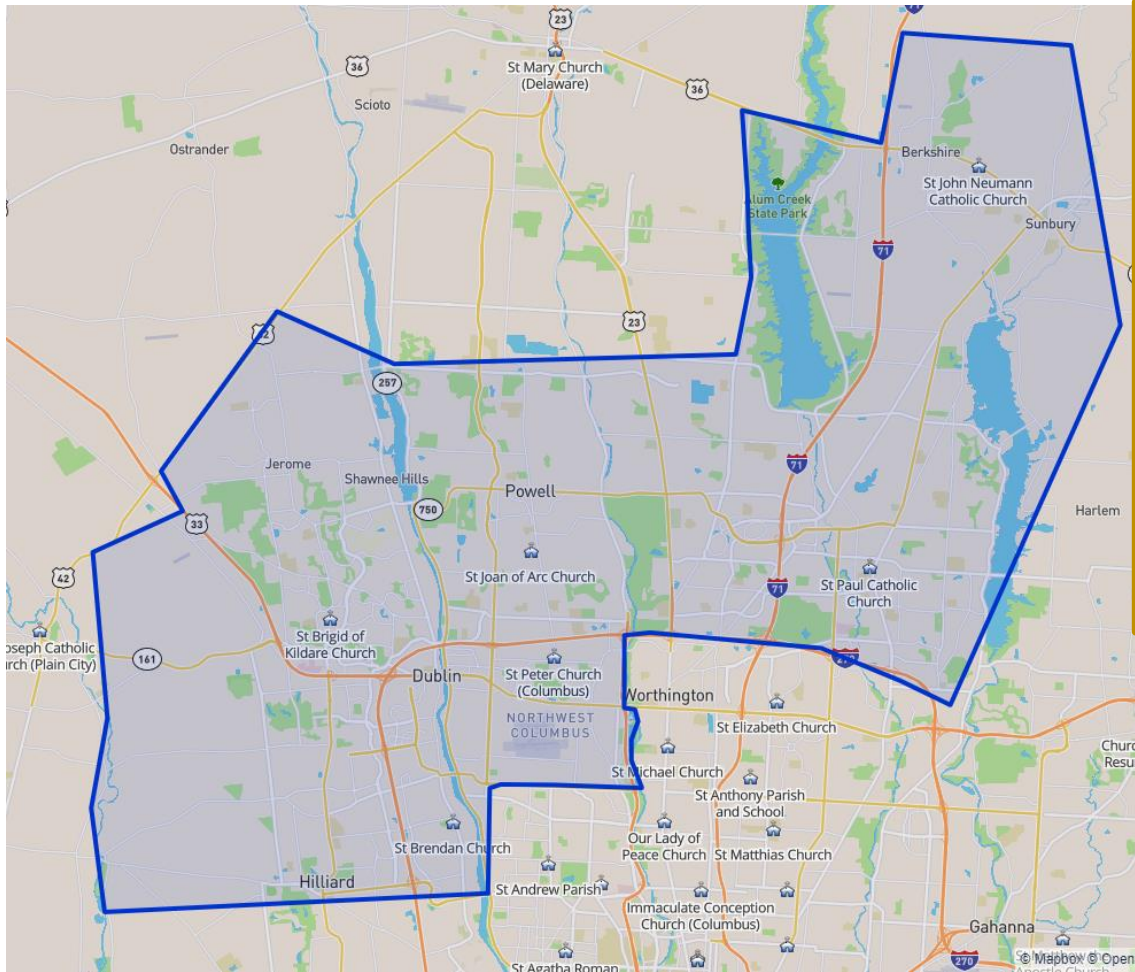
Questions for consideration:

1. What are the biggest factors that influence your impression of this proposed model?
2. What hasn't been considered relative to this proposed model?
3. What unique aspects of the existing parishes need to be preserved in the new proposed model?

THIS IS A SECOND ROUND DRAFT.

**THESE ARE NOT FINAL
RECOMMENDATIONS.**

Planning Group 2-North



Parishes & Mass Attendance



Mass Attendance *down 33%* in the Group

	2019	2021
St. Brendan	2,851	1,761
St. Brigid of Kildare	2,981	1,521
St. Joan of Arc	2,559	1,518
St. John Neumann	1,838	1,721
St. Paul	3,669	2,570
St. Peter	1,280	1,025

Schools at St Brendan (496), St Brigid (516), and St Paul (755)

Priest Feedback



- Priests **in the group** tended to provide **feedback on specific parishes** rather than the options presented. These focused on the following.
 - **St Peter and St Joan of Arc were too large to merge** and there was concern over preserving Latino ministry at St Peter.
 - Priests inside and outside group felt that grouping **St Brigid and St Joseph would not work due to cultural differences.**
- Priests **outside the group** who commented felt **St Peter with St Michael would not work due to cultural differences.** There was also sentiment for “twinning” the large parishes not grouped with others to provide resources to poorer areas.

Parishioner Feedback - General



- **226 respondents** (2% of mass attendance in 2021) with 64% female and 36% male. 71% of respondents were over 55 years of age. **St Peter had most respondents (109) followed by St Brendan (43)**, St John Neumann (29), St Joan of Arc (27) and St Brigid (25).
- Greatest concerns were declining sacramental participation (40%) and demands on clergy (32%).
- Ministry priorities were connecting with young adults (35%), engaging young families (24%) and cultivating greater lay leadership (23%).
- Given most parishes remain as is in the models, the feedback on model preference was driven by those with larger numbers of respondents who were paired with others in the models. Option 1 had 51% strongly agree/agree vs 24% for option 2. This was due mainly to who St Peter was paired with in the two options. A number of comments on both models stated the pairings put forward made little sense given size of the parishes involved.

Parishioner Feedback - Comments



- **General Themes:**

- Despite favorable demographics there is **lack of programs/outreach to youth/young adults/young families. It is significant lost opportunity.**
- There is a **need for coherent approach to Hispanic ministry.** Difficult to blend Anglo and Latino communities.
- General approach smacks of clericalism. Seems to be based on priest shortage. Need greater lay involvement and leadership at the parish and diocesan level.
- RPRF addressing the symptoms but not issue. Why are people leaving?
- COVID is dramatically impacting parishes. Need to look at current information.
- Need to address shortage of priests – Married Men, women, foreign born.

- **Parish/Grouping specific:**

- **Significant negative reaction to St Joan/St Peter grouping**
- Distance from St Elizabeth to St Peter & St Joan too great
- Several mentions of “sistering” affluent parishes in this part of diocese with poorer parishes in other parts of diocese to provide resources.

Round 2 DRAFT - Group 2 North




Model C

- 2021 Mass Attendance: 2,137
- Preschool to remain at St. Margaret, feeder to St. Brendan

Questions for consideration

1. What are the strongest aspects about this proposed model?
2. What are the most challenging aspects about this proposed model?
3. How could this proposed model better support evangelization and outreach?

Round 2 DRAFT - Group 2 North



Model C

- 2021 Mass Attendance: 1,813

Questions for consideration

1. What are the biggest implications that should be considered if this proposed model were to be implemented?
2. What alternatives exist to this proposed model that would help address some current challenges and promote future growth?
3. For what communities would this proposed model be most challenging? For which ones might it create new opportunities?

Round 2 DRAFT - Group 2 North



One Parish
One Church

Model A

- 2021 Mass Attendance: 1,518
- Multilingual Parish

Questions for consideration

1. What are the biggest implications that should be considered if this proposed model were to be implemented?
2. What alternatives exist to this proposed model that would help address some current challenges and promote future growth?
3. How could this proposed model better support evangelization and outreach?

Round 2 DRAFT - Group 2 North



Model C

- 2021 Mass Attendance: 2,062
- Proposed new elementary school at St. John Neumann

Questions for consideration

1. What are the biggest implications that should be considered if this proposed model were to be implemented?
2. What alternatives exist to this proposed model that would help address some current challenges and promote future growth?
3. For what communities would this proposed model be most challenging? For which ones might it create new opportunities?

Round 2 DRAFT - Group 2 North



Model A

- 2021 Mass Attendance: 2,570
- Multilingual Parish

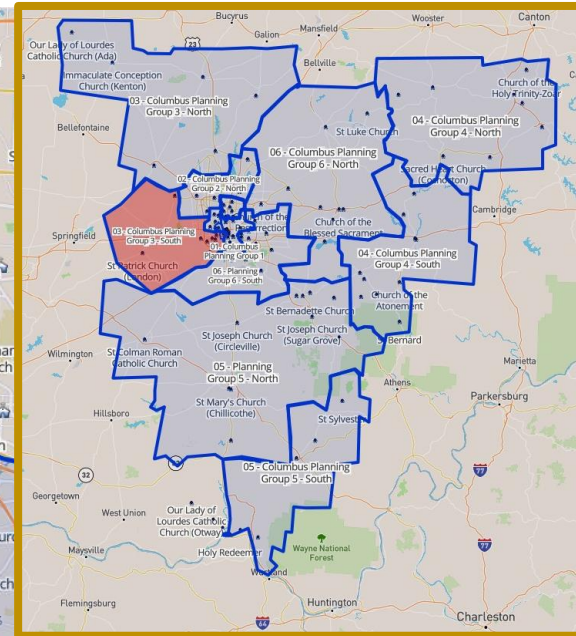
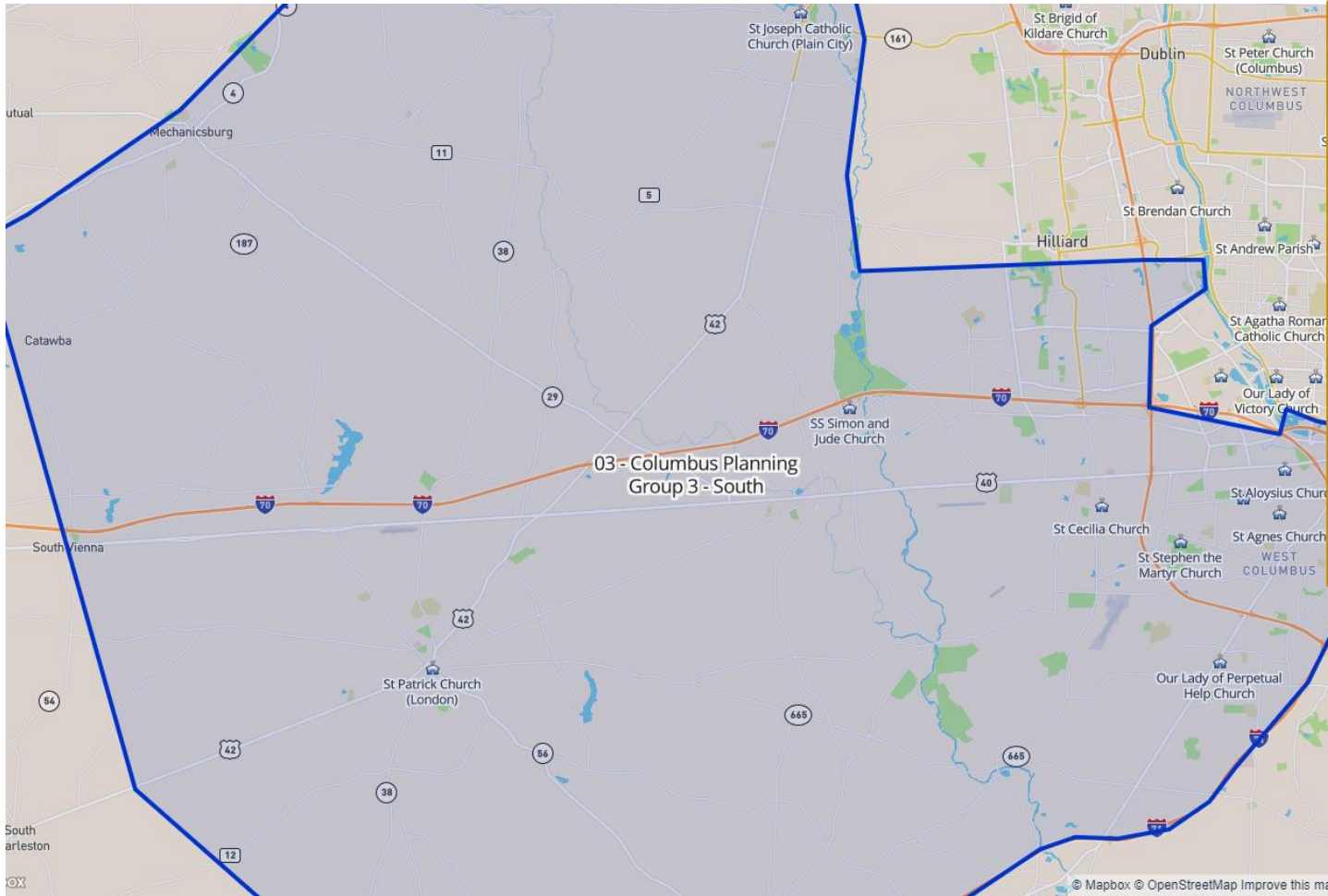
Questions for consideration

1. What additional information would be helpful in considering this proposed model?
2. What are the biggest factors that influence your impression of this proposed model?
3. What hasn't been considered relative to this proposed model?

THIS IS A SECOND ROUND DRAFT.

**THESE ARE NOT FINAL
RECOMMENDATIONS.**

Planning Group 3-South



Parishes & Mass Attendance



Mass Attendance *down 18%* in the Group

	2019	2021		2019	2021
St. Aloysius	156	179	St. Mary Magdalene	282	181
St. Agnes	334	376	Our Lady of Perpetual Help	1,538	1,045
St. Cecilia	794	491	St. Patrick – London	369	265
Holy Family	759	838	Sts. Simon & Jude	417	411
St. Joseph – Plain City	324	292	St. Stephen	1,455	1,225

Schools at St Cecilia (237), St Mary Magdalene (252), Our Lady of Perpetual Help (346), and St Patrick (117)

Priest Feedback



- Of the options presented, **Priests in the group as well as those outside the group favored Option 2 over Option 1.**
- There was **concern about distances to be covered**, particularly outside the southernmost cluster of parishes in the planning group.
- Concern was expressed with **preserving Latino ministry at St Stephen.**

Parishioner Feedback - General



- **197 respondents** (3% of mass attendance in 2021) with 70% female and 30% male. 63% of respondents were over 55 years of age. **St Cecilia had most respondents (51) followed by St Joseph – Plain City (43), St Patrick - London (28) and Holy Family (26).**
- Greatest concerns were declining sacramental participation (29%), age of parishioners (26%) and demands on clergy (25%).
- Ministry priorities were connecting with young people and adults (50%) and deeper engagement of current parishioners (39%)
- Of the options presented, 35% strongly agreed/agreed with option 1 vs 20% for option 2. **Neither option was viewed favorably** with over 40% disagreeing with both options. Both groups felt the option they favored was better aligned with existing relationships. Both also cited that the models placed unrealistic demands on clergy as a weakness.

Parishioner Feedback - Comments



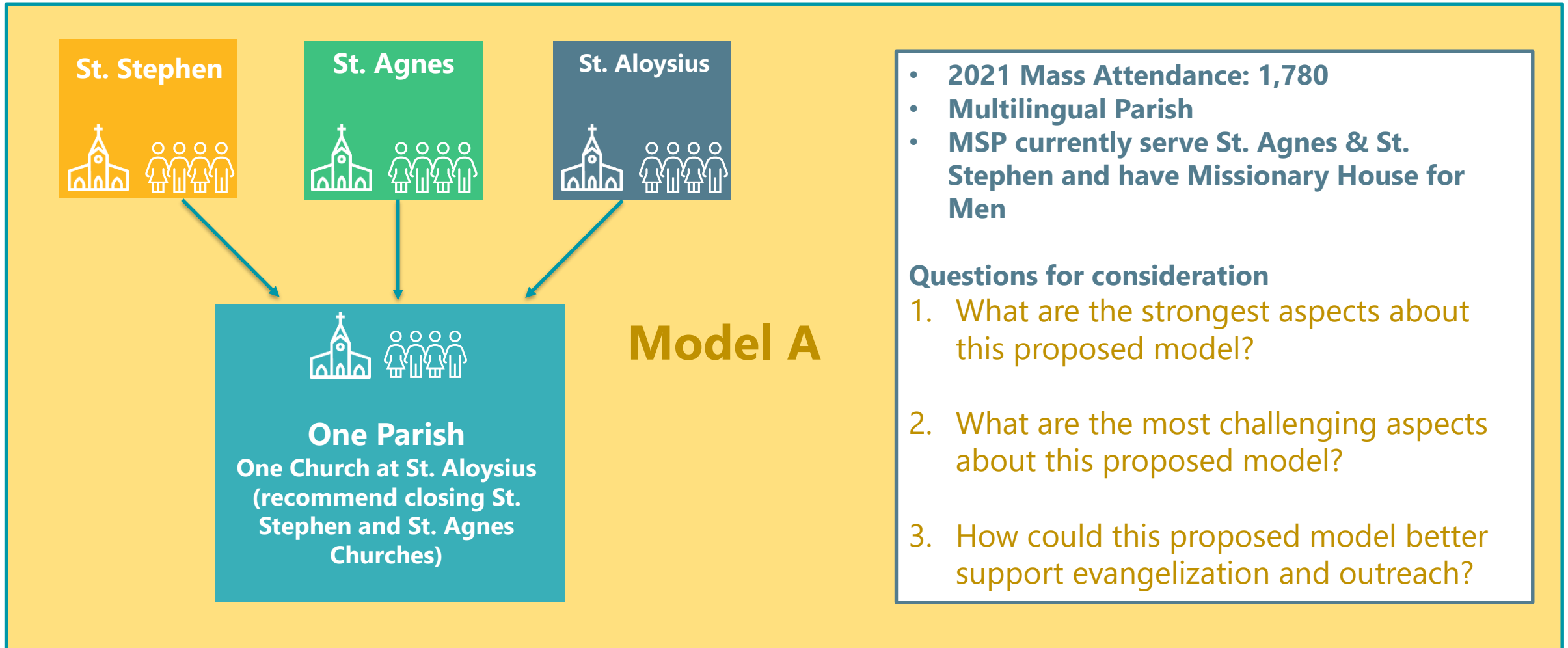
- **General Themes:**

- Lack of energy & vitality in a number of the parishes in the area. Need better preaching. Need to focus on evangelization and teaching the faith.
- Several comments expressed **concern about sustainability of parishes given aging population, even with changes shown.**
- **Significant concern over what happens to buildings.** If all kept will be too large a burden on priests. If not kept will alienate people.
- Feel misled RPRF is about restructuring and not evangelization. Parish leaders surprised.
- **Need to understand what will happen to schools** in these models.
- How will the Latino faithful be impacted. Need a coherent plan.
- **Change is hard but necessary.**

- **Parish/Grouping Specific:**

- **Lots of options offered in southernmost cluster with little consensus**
 - Keep St Mary Magdalene & St Aloysius together (some add St Cecilia or St Agnes)
- Distance between St Patrick and St Colman of Cloyne too large.
- Growth in St Joseph area not considered. Need new church completed. Others see St Joseph with Our Lady of Lourdes in Marysville.

Round 2 DRAFT - Group 3 South



- 2021 Mass Attendance: 1,780
- Multilingual Parish
- MSP currently serve St. Agnes & St. Stephen and have Missionary House for Men

Questions for consideration

1. What are the strongest aspects about this proposed model?
2. What are the most challenging aspects about this proposed model?
3. How could this proposed model better support evangelization and outreach?

Round 2 DRAFT - Group 3 South



Model A

- 2021 Mass Attendance: 838
- Mercedarian Fathers currently serving at Holy Family

Questions for consideration

1. What additional information would be helpful in considering this proposed model?
2. What are the biggest factors that influence your impression of this proposed model?
3. What hasn't been considered relative to this proposed model?

Round 2 DRAFT - Group 3 South




Model A

- **2021 Mass Attendance: 181**
- **Multilingual Parish**

Questions for consideration

1. What are the strongest aspects about this proposed model?
2. What are the most challenging aspects about this proposed model?
3. How could this proposed model better support evangelization and outreach?

Round 2 DRAFT - Group 3 South



Model A

- 2021 Mass Attendance: 491
- Multilingual Parish

Questions for consideration

1. What are the biggest implications that should be considered if this proposed model were to be implemented?
2. What alternatives exist to this proposed model that would help address some current challenges and promote future growth?
3. How could this proposed model better support evangelization and outreach?

Round 2 DRAFT - Group 3 South



Model A

- 2021 Mass Attendance: 1,045

Questions for consideration

1. What additional information would be helpful in considering this proposed model?
2. What are the biggest factors that influence your impression of this proposed model?
3. What hasn't been considered relative to this proposed model?

Round 2 DRAFT - Group 3 South



Model B

- 2021 Mass Attendance: 676

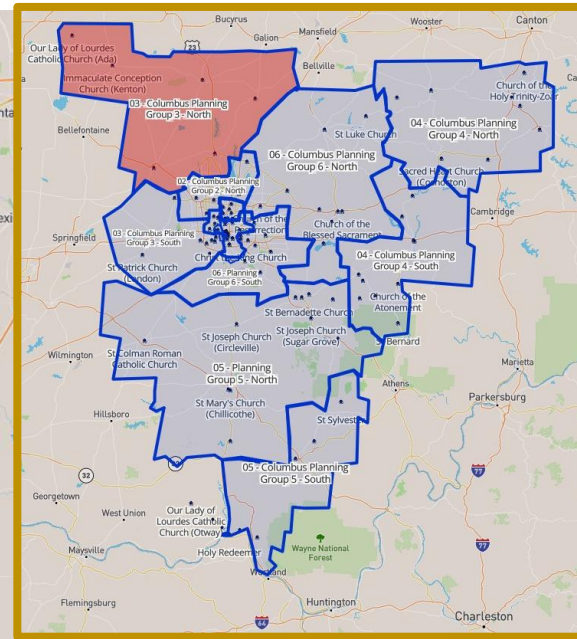
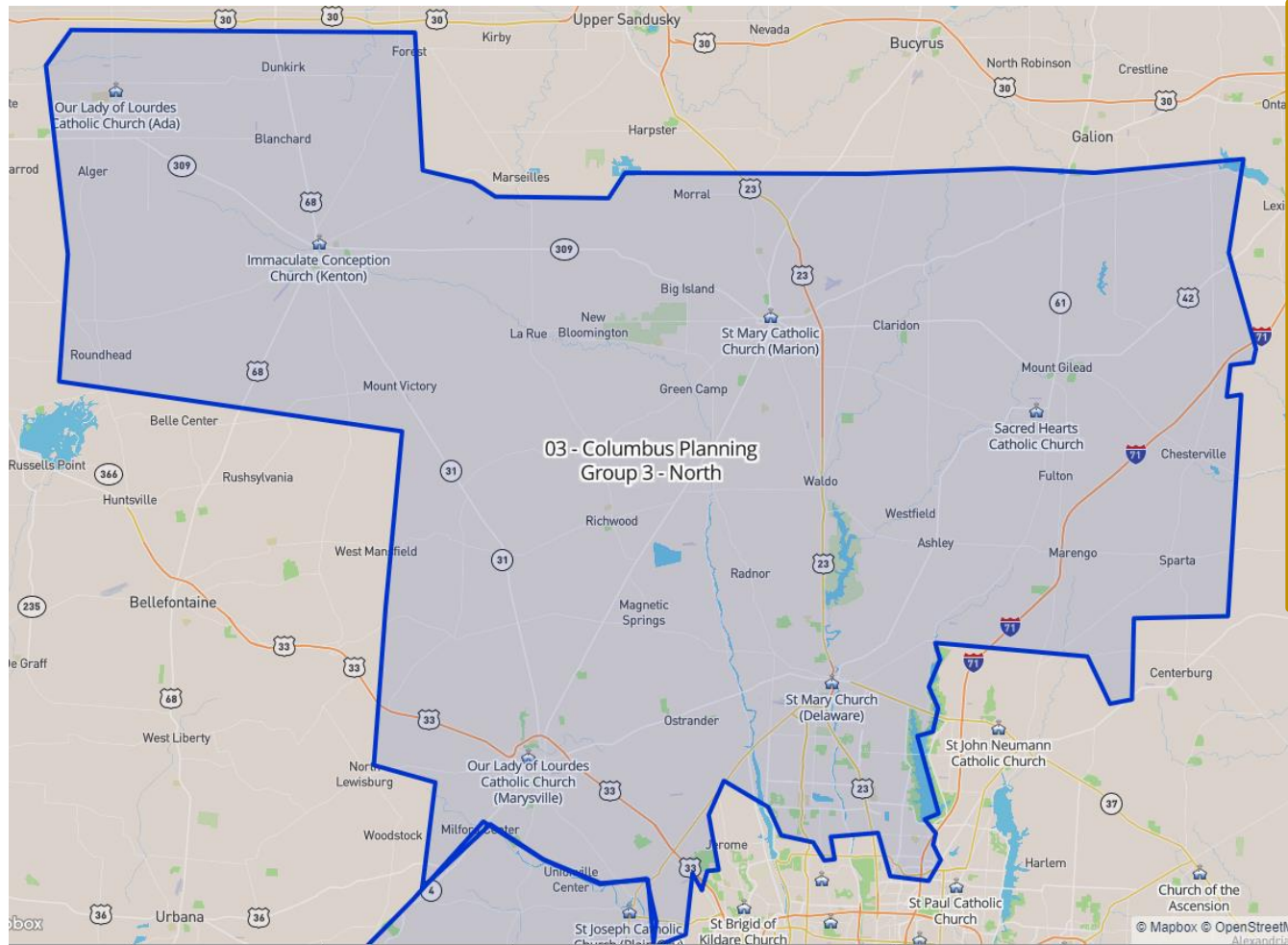
Questions for consideration

1. What unique aspects of the existing parishes need to be preserved in the new proposed model?
2. What are the strongest aspects about this proposed model?
3. What are the most challenging aspects about this proposed model?

THIS IS A SECOND ROUND DRAFT.

**THESE ARE NOT FINAL
RECOMMENDATIONS.**

Planning Group 3-North



Parishes & Mass Attendance



Mass Attendance *down 29%* in the Group

	2019	2021
Immaculate Conception – Kenton	153	126
Our Lady of Lourdes – Ada	155	117
Our Lady of Lourdes – Marysville	880	710
Church of the Sacred Hearts	180	149
St. Mary – Delaware	1,478	870
St. Mary – Marion	734	560

Schools at St Mary Marion (110) and St Mary Delaware (331)

Priest Feedback



- **Priests in the group favored Option 1 or leaving things as they are.**
 - All 3 respondents felt Sacred Hearts was better paired with St John Neumann and leaving St Mary – Marion as is due to level of activity.
- 4 Priests outside the group were split between the two options. No commentary provided.
- Several priests noted that **a priest is needed at the University in Ada and the FOCUS ministry should be expanded there.**
- **Creative approaches to dealing with the distances involved need to be explored.**

Parishioner Feedback - General



- **80 respondents** (3% of mass attendance in 2021) with 60% female and 40% male. 55% of respondents were over 55 years of age. **OL Lourdes - Marysville had most respondents (22)**. All other parishes had 9 to 11 respondents.
- Greatest concerns were declining sacramental participation (37%) and demands on clergy (35%).
- Ministry priorities were connecting with young people and adults (55%) and deeper engagement of current parishioners (41%)
- **Of options presented there was a strong preference for option 1 with 70% strongly agree/agree vs 16% for option 2**. Key strength cited for option 1 was that it builds on existing relationships. In both options there was significant concern over distances and the resulting strain on clergy, although this was more pronounced for option 1.

Parishioner Feedback – Comments



- **General Themes:**

- **Culture and needs of smaller parishes could be lost in mergers.** Each community needs to develop and focus separately. The status quo is working.
- **Geography is a major challenge.** Given the distances involved one priest can't support the merged parishes. **There is concern over losing masses and access to sacraments. Significant concern expressed for well being of priests.**
- Where is the focus on vocations?
- Need to look at sharing resources creatively without disrupting communities. (eg..Regional religious education, RCIA, etc...)

- **Parish/Grouping Specific:**

- Church of Sacred Hearts could also be paired with St John Neumann, St Mary – Marion or St Mary – Delaware.
- Leave St Mary – Delaware and St Mary – Marion as is. They are large and vibrant.

Round 2 DRAFT - Group 3 North



Model A

- 2021 Mass Attendance: 710
- Possible religious order presence

Questions for consideration:

1. How could this proposed model better support evangelization and outreach?
2. What are the biggest implications that should be considered if this proposed model were to be implemented?
3. What alternatives exist to this proposed model that would help address some current challenges and promote future growth?

Round 2 DRAFT - Group 3 North



Model A

- 2021 Mass Attendance: 870
- Multilingual Parish
- Possible religious order presence

Questions for consideration:

1. How could this proposed model better support evangelization and outreach?
2. What are the biggest implications that should be considered if this proposed model were to be implemented?
3. What alternatives exist to this proposed model that would help address some current challenges and promote future growth?

Round 2 DRAFT - Group 3 North



Model B

- 2021 Mass Attendance: 243
- FOCUS Ministry at Ohio Northern University
- Possible religious order presence

Questions for consideration:

1. What are the strongest aspects about this proposed model?
2. What are the most challenging aspects about this proposed model?
3. How could this proposed model better support evangelization and outreach?

Round 2 DRAFT - Group 3 North



Model C

- **2021 Mass Attendance: 709**
- **Multilingual Parish**
- **Possible religious order presence**

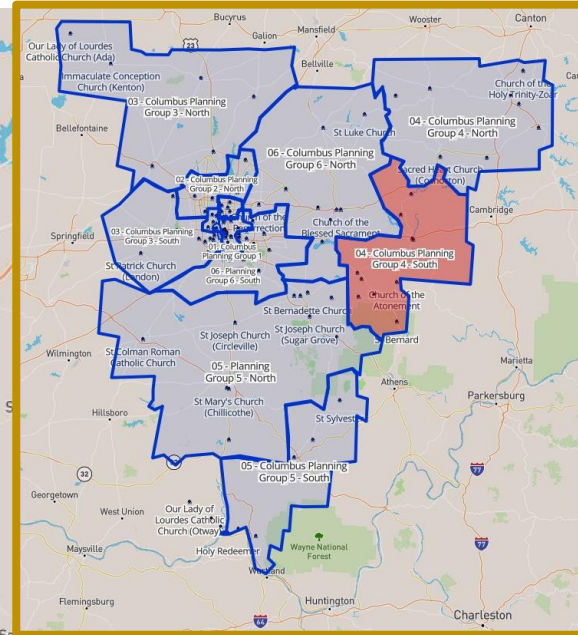
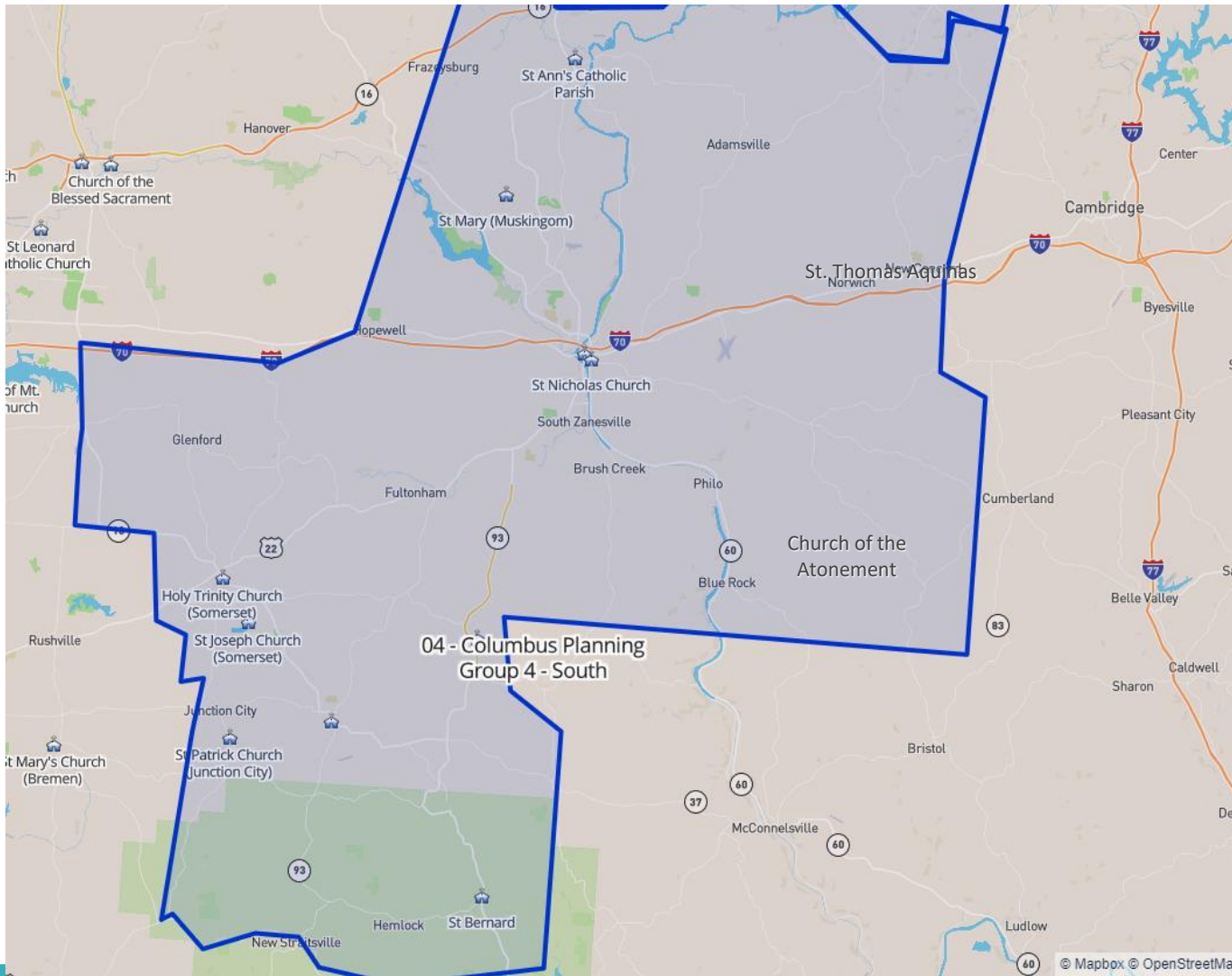
Questions for consideration:

1. For what communities would this proposed model be most challenging? For which ones might it create new opportunities?
2. What additional information would be helpful in considering this proposed model?
3. What are the biggest factors that influence your impression of this proposed model?

THIS IS A SECOND ROUND DRAFT.

**THESE ARE NOT FINAL
RECOMMENDATIONS.**

Planning Group 4-South



Parishes & Mass Attendance



Mass Attendance *down 22%* in the Group

	2019	2021
St. Ann	142	118
St. Mary	162	114
St. Bernard	78	67
Church of the Atonement	88	71
Holy Trinity – Somerset	358	297

	2019	2021
St. Joseph – Somerset	117	103
St. Nicholas	605	435
St. Patrick – Junction City	160	117
St. Rose of Lima	307	234
St. Thomas Aquinas	613	508

School at Holy Trinity (175). Bishop Fenwick Elementary (252) and Bishop Rosecrans High School are located in Zanesville.

Priest Feedback



- The 3 Priests in the group who responded **avored Option 1** and focused on the building closures needed.
- 3 Priests outside the group **avored Option 1**. They stressed two points.
 - The need to merge the parishes rather than group them in some other manner.
 - The “dislike” between the two Zanesville parishes is an issue.

Parishioner Feedback - General



- **136 respondents** (5% of mass attendance in 2021) with 59% female and 41% male. 79% of respondents were over 55 years of age. **St Thomas Aquinas had most respondents (35), followed by St Rose of Lima (26)** All other parishes had fewer than 15 respondents.
- Greatest concerns were aging parishioners (22%) and declining sacramental participation (19%). 25% said “Other” with a number of the comments centering on getting the roof at St Thomas repaired as the greatest concern.
- Ministry priorities were connecting with young people and adults (54%) and further engaging existing parishioners (31%)
- **45% strongly agreed/agreed with option 1 vs 22% for option 2** citing that option 1 built better on existing relationships. Comments related to the weakness of option 2 were focused on not splitting St Ann/St Mary as that option proposed. Other comments focused on not closing buildings.

Parishioner Feedback - Comments



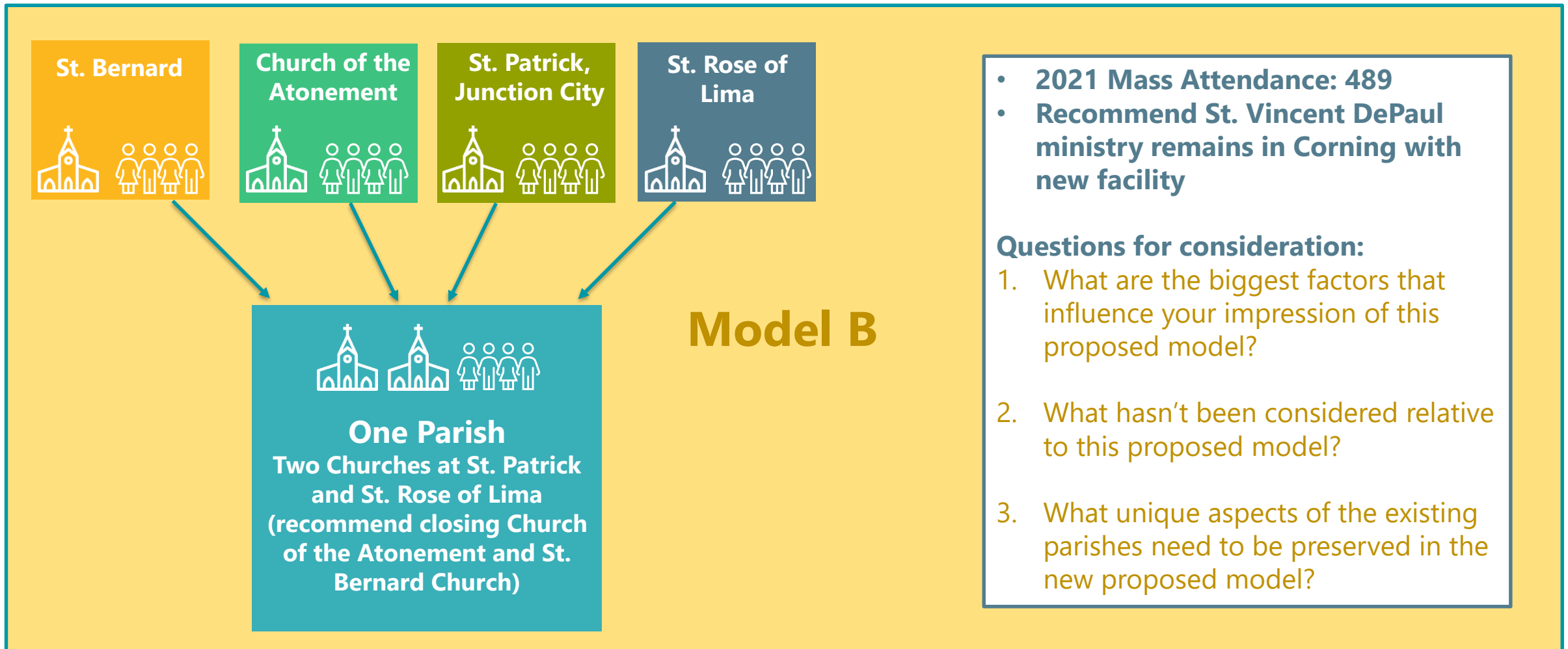
- **General Themes:**

- There is a **lack of understanding as to what is meant by “group”**. Needs to be clarified. If it means sharing resources and collaborating then understand need. **If it means closing parishes particularly church buildings then reaction is very negative**. Concern for loss of tradition and identity.
- No discussion of root cause of decline in faithful and vocations. Models address the symptoms.
- Significant concern for demands on priests due to geography and different communities they would need to serve.

- **Parish/Group Specific:**

- **Large number of comments related to fixing St Thomas roof and keeping buildings open.**
- **Separating St Ann/St Mary makes no sense.** Alternate model of 2 Zanesville parishes together and St Ann/St Mary together.
- Include 2 Somerset parishes with Perry county consortium.
- Collaborate with Steubenville diocese re St Bernard coverage.

Round 2 DRAFT - Group 4 South

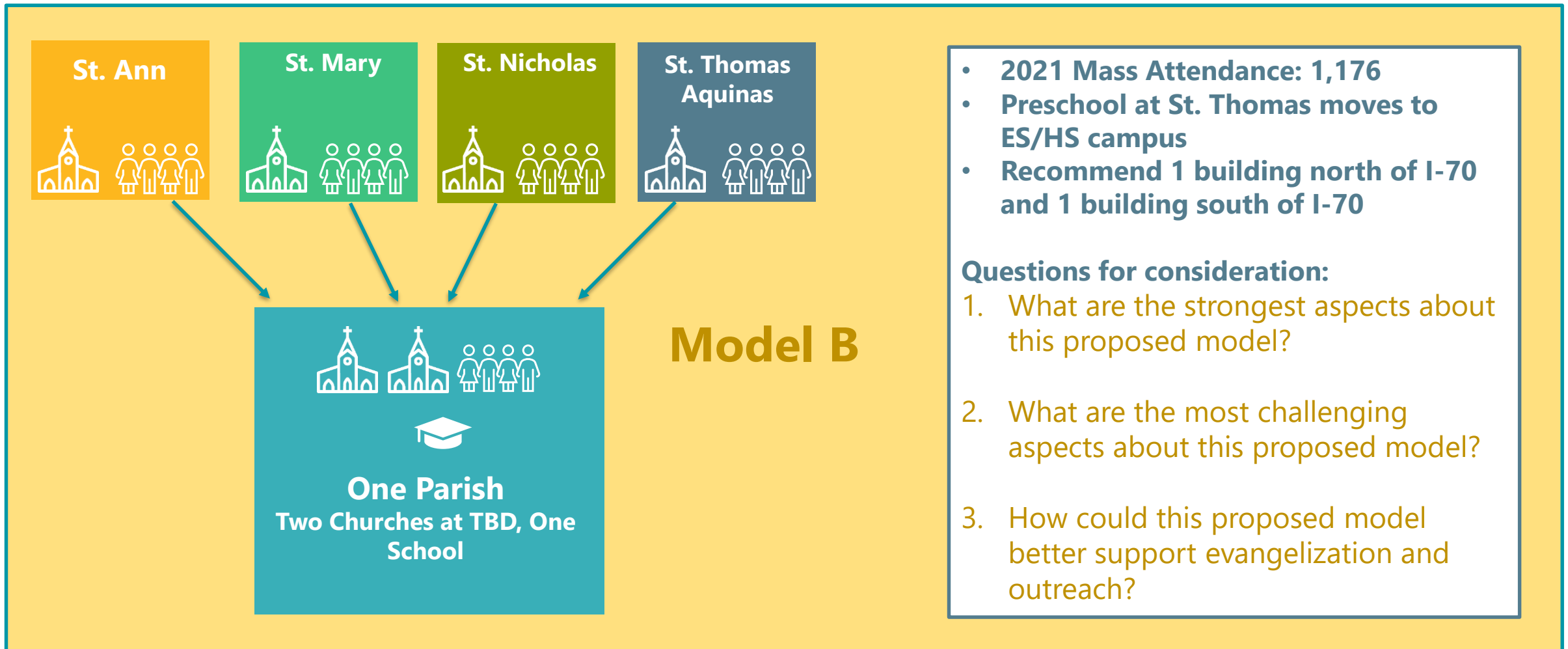


- **2021 Mass Attendance: 489**
- **Recommend St. Vincent DePaul ministry remains in Corning with new facility**

Questions for consideration:

1. What are the biggest factors that influence your impression of this proposed model?
2. What hasn't been considered relative to this proposed model?
3. What unique aspects of the existing parishes need to be preserved in the new proposed model?

Round 2 DRAFT - Group 4 South



- 2021 Mass Attendance: 1,176
- Preschool at St. Thomas moves to ES/HS campus
- Recommend 1 building north of I-70 and 1 building south of I-70

Questions for consideration:

1. What are the strongest aspects about this proposed model?
2. What are the most challenging aspects about this proposed model?
3. How could this proposed model better support evangelization and outreach?

Round 2 DRAFT - Group 4 South



Model C

- **2021 Mass Attendance: 400**
- **Dominican Fathers currently serving in Somerset**

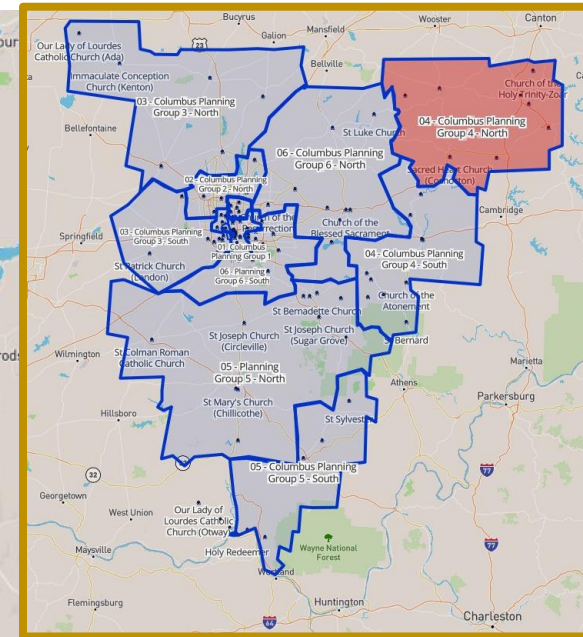
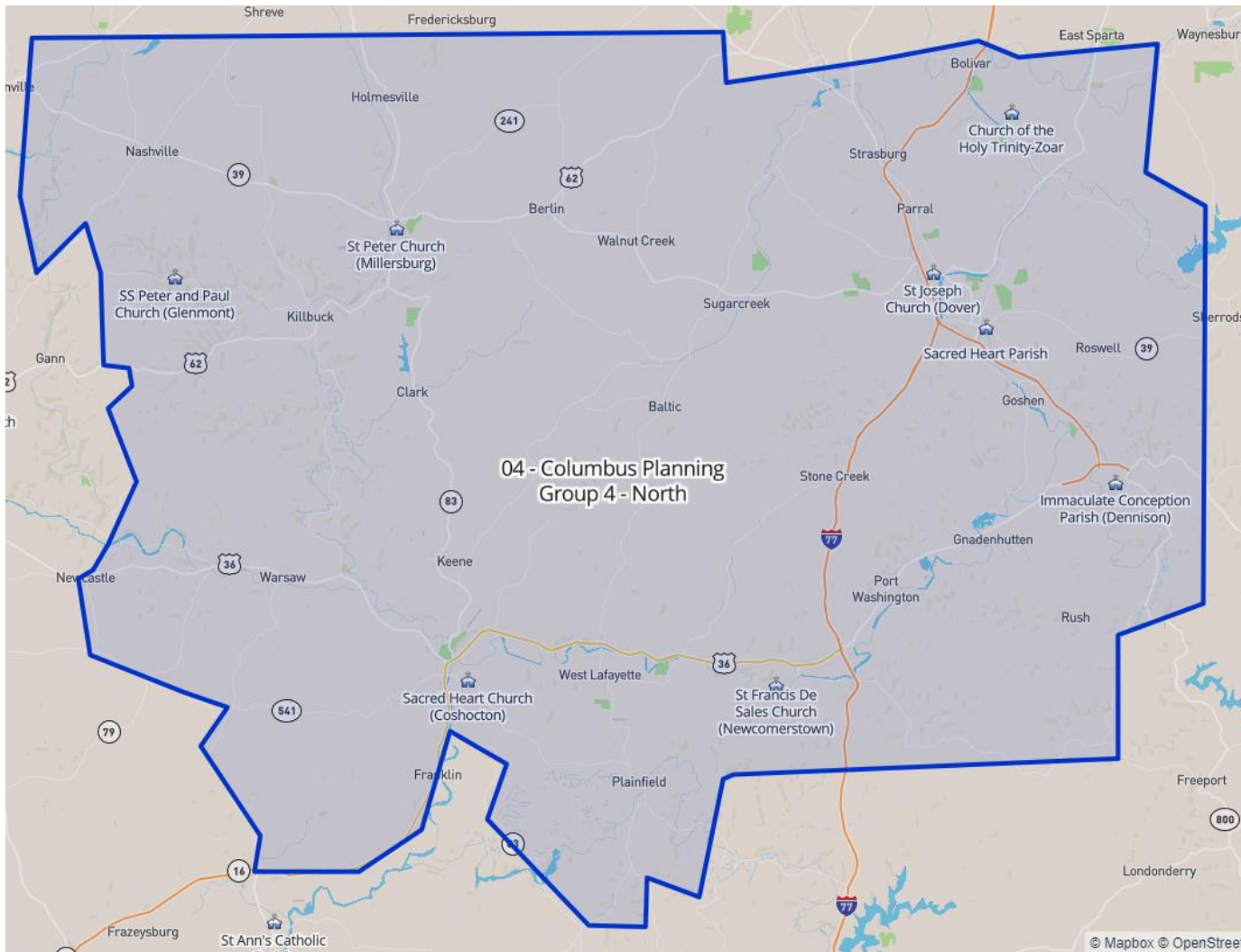
Questions for consideration

1. What additional information would be helpful in considering this proposed model?
2. What are the biggest factors that influence your impression of this proposed model?
3. What hasn't been considered relative to this proposed model?

THIS IS A SECOND ROUND DRAFT.

**THESE ARE NOT FINAL
RECOMMENDATIONS.**

Planning Group 4-North



Parishes & Mass Attendance



Mass Attendance *down 18%* in the Group

	2019	2021
St. Francis de Sales – Newcomerstown	59	54
Holy Trinity – Zoar	200	150
Immaculate Conception – Dennison	433	251
St. Joseph – Dover	859	756
St. Peter – Millersburg	94	97
Sts. Peter & Paul – Glenmont	38	25
Sacred Heart – Coshocton	299	253
Sacred Heart – New Philadelphia	614	542

Schools at Immaculate Conception Dennison (96), Sacred Heart Coshocton (87) and Tuscarawas Central Catholic Elementary (142)

Priest Feedback



- The 3 Priests in the group who responded **avored Option 1. They felt that 4 separate parishes in Tuscarawas would be difficult to sustain but acknowledged differences that will make a merger difficult in the short run.**
- 2 Priests outside the group favored Option 1.

Parishioner Feedback - General



- **90 respondents** (4% of mass attendance in 2021) with 63% female and 37% male. 71% of respondents were over 55 years of age. **St Peter - Millersburg had most respondents (23), followed by Holy Trinity – Zoar (20) and Sacred Heart – New Philadelphia (17).** Other parishes had only a few respond.
- Greatest concerns were demands on clergy and staff (37%); aging parishioners (29%) and declining sacramental participation (20%).
- Ministry priorities were connecting with young people and adults (42%) and further engaging existing parishioners (36%)
- **53% strongly agree/agree with option 1 vs 34% for option 2.** Basis was that option 1 builds better on existing relationships. There was significant concern related to distances and strains on clergy in responses to both options.

Parishioner Feedback - Comments



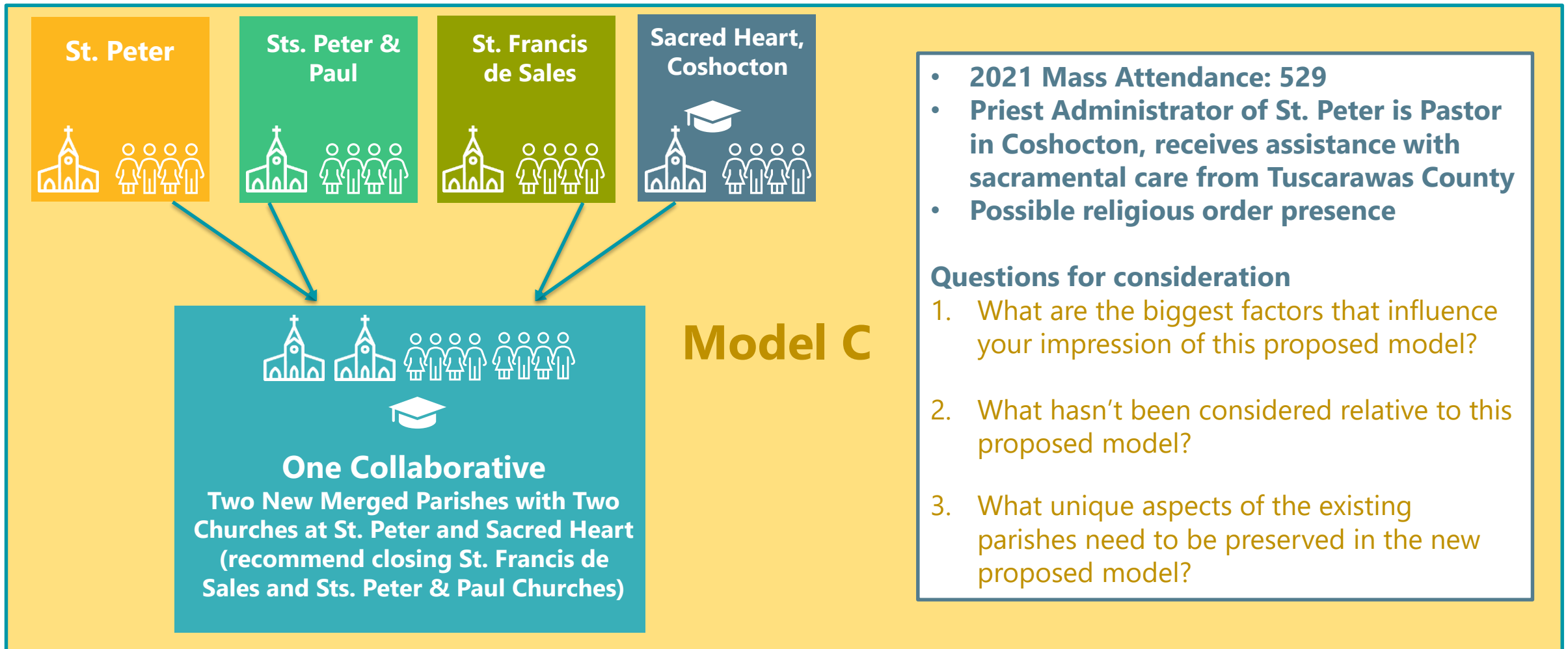
- **General Themes (not many comments):**

- **Distances** and difficulty with grouping parishes as a result is a comment repeated many times.
- **Keep parishes and buildings. Look at alternatives where priests shared across parishes and administration handled by Deacons or Lay.** Theme of needing more deacons included in these comments.
- Discontent among some over frequent changes of priest assigned.
- Several comments on need for Hispanic ministry in the area.
- A number of comments said that the current arrangement was working well and should not be changed.

- **Parish/Group Specific:**

- Group St Luke – Danville with St Peter and Sts Peter & Paul

Round 2 DRAFT - Group 4 North

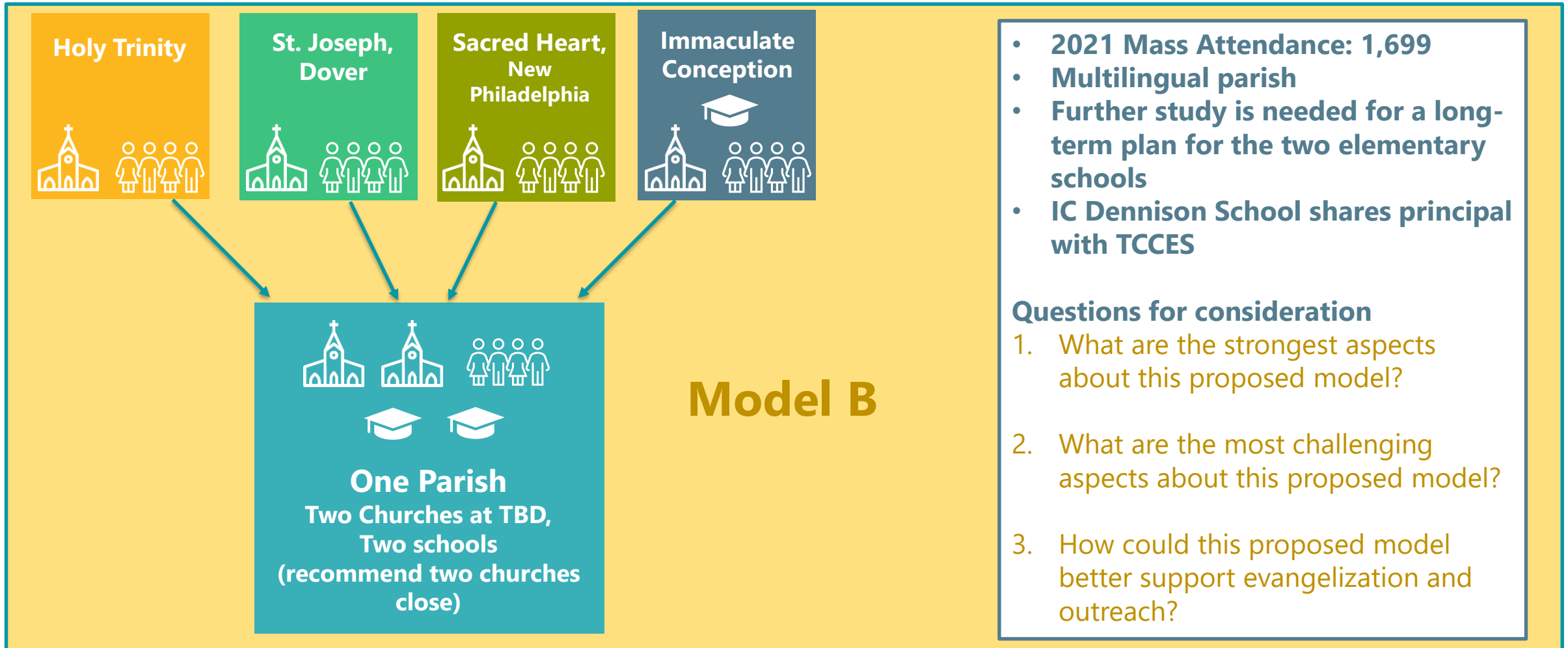


- **2021 Mass Attendance: 529**
- **Priest Administrator of St. Peter is Pastor in Coshocton, receives assistance with sacramental care from Tuscarawas County**
- **Possible religious order presence**

Questions for consideration

1. What are the biggest factors that influence your impression of this proposed model?
2. What hasn't been considered relative to this proposed model?
3. What unique aspects of the existing parishes need to be preserved in the new proposed model?

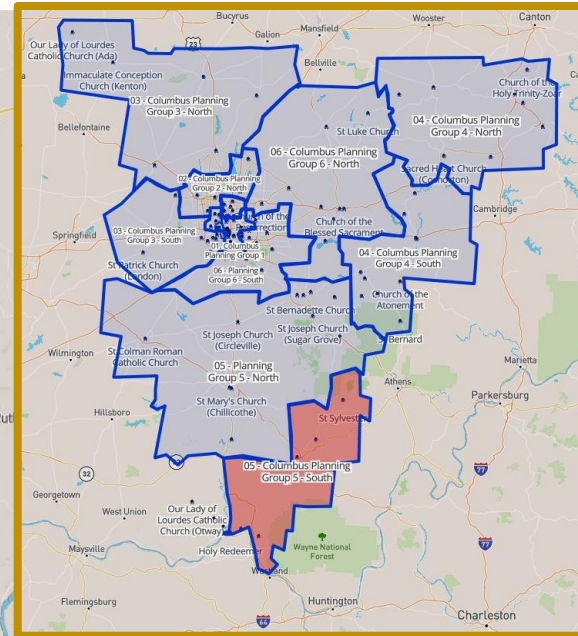
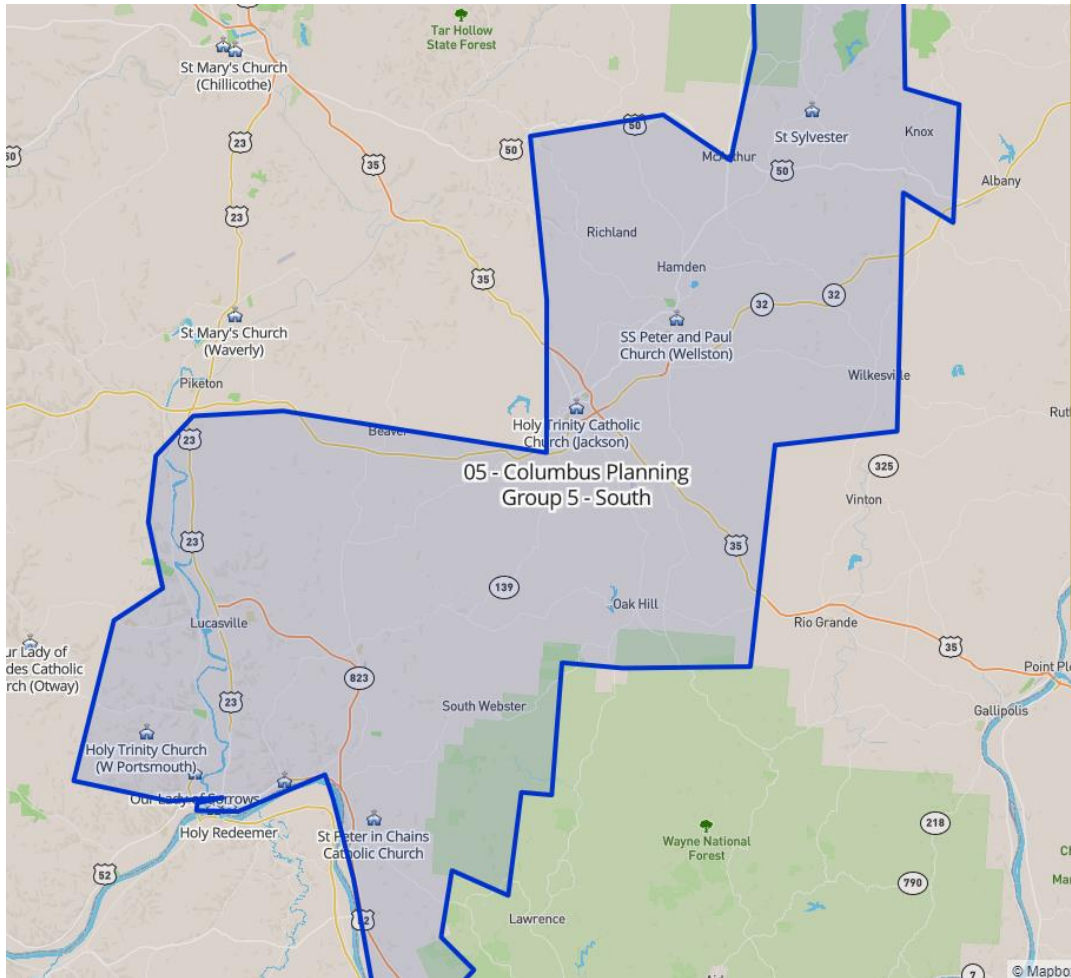
Round 2 DRAFT - Group 4 North



THIS IS A SECOND ROUND DRAFT.

**THESE ARE NOT FINAL
RECOMMENDATIONS.**

Planning Group 5-South



Parishes & Mass Attendance



Mass Attendance *down 21%* in the Group

	2019	2021
Holy Redeemer	227	218
Holy Trinity – Jackson	97	83
Holy Trinity – West Portsmouth	42	48
St. Mary – Portsmouth	202	232
St. Peter in Chains	314	170
Sts. Peter & Paul – Wellston	136	60
St. Sylvester	57	43

Schools at Sts. Peter & Paul (73) and Notre Dame Elementary Portsmouth (208)

Priest Feedback



- No comments received from priests in the group.
- 3 Priests outside the group favored Option 1 with comment that groups be merged.

Parishioner Feedback - General



- **280 respondents** (33% of mass attendance in 2021) with 67% female and 33% male. 63% of respondents were over 55 years of age.
- Respondents were from **St Peter in Chains (99)**, followed by **Holy Redeemer (76)**, **St Mary – Portsmouth (75)**. Others had 10 or fewer responses.
- Greatest concerns were demands on clergy and staff (36%); declining sacramental participation (25%) and aging parishioners (13%).
- Ministry priorities were **further engaging existing parishioners (65%)** and fostering leadership stability (20%). There was also concern about reaching the young.
- **Neither option was favored** by respondents with 1/3 agreeing and 1/3 disagreeing. Significant concern about access to Sacraments/Eucharist and demands on priests.

Parishioner Feedback – Comments



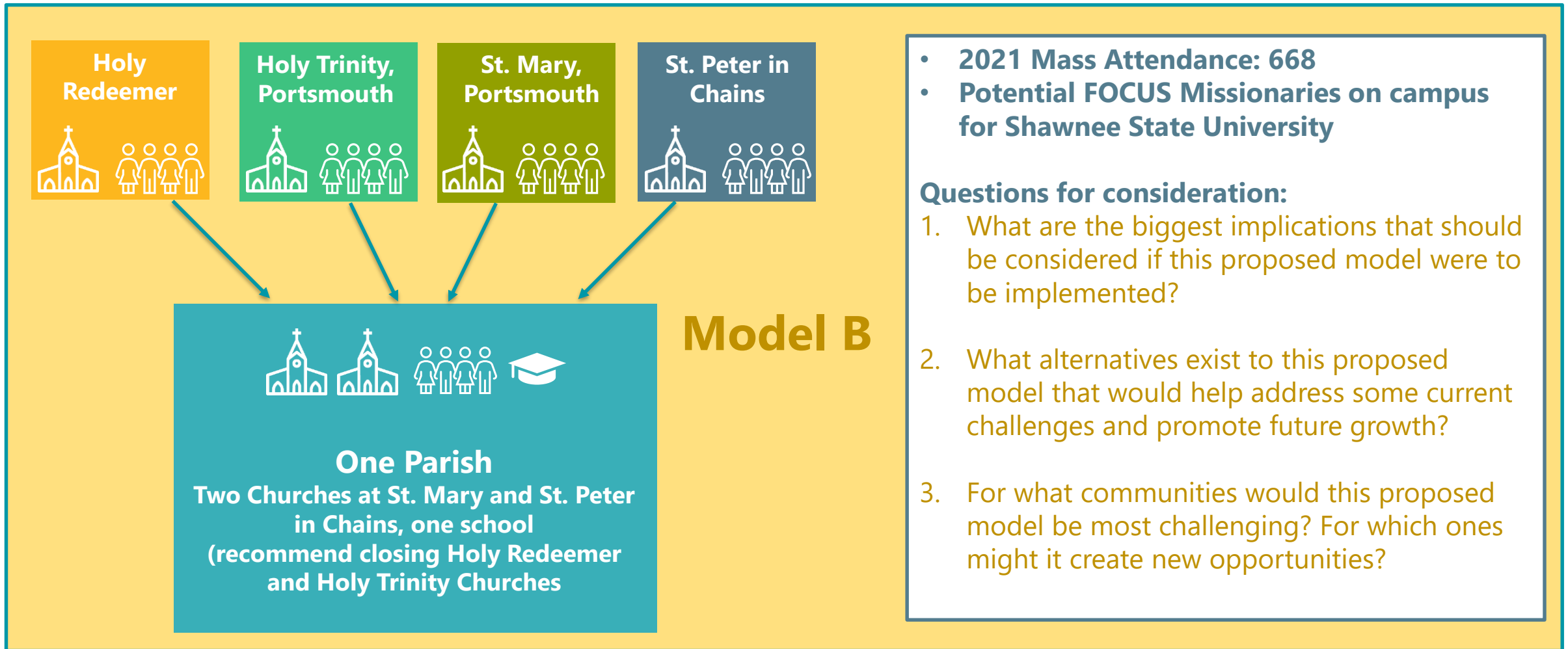
- **General Themes:**

- Comments convey a **sense of hostility** towards Diocese and process. Overriding theme is “Stop meddling in our heritage.” “Give us good priests and leave us alone.” “We just went through changes and need time to adjust.”
- Many comments saying process lacks transparency and Diocese will just do what it wants anyway. Our churches are packed. Data is bad.
- **Merging parishes is not a good idea.** It hurts sense of community. Will just drive more people away. Use deacons or lay to administer. Increase the number of masses.

- **Parish/Group Specific:**

- **Keep the Scioto County consortium as is.**
- At a minimum keep the two main churches in Scioto County open (St Mary and Holy Redeemer)
- Merge St John – Logan with St Sylvester.
- Combine the two Portsmouth parishes and share a priest with St Peter in Chains.

Round 2 DRAFT - Group 5 South



- 2021 Mass Attendance: 668
- Potential FOCUS Missionaries on campus for Shawnee State University

Questions for consideration:

1. What are the biggest implications that should be considered if this proposed model were to be implemented?
2. What alternatives exist to this proposed model that would help address some current challenges and promote future growth?
3. For what communities would this proposed model be most challenging? For which ones might it create new opportunities?

Round 2 DRAFT - Group 5 South



Model B

- 2021 Mass Attendance: 186
- Possible religious order presence

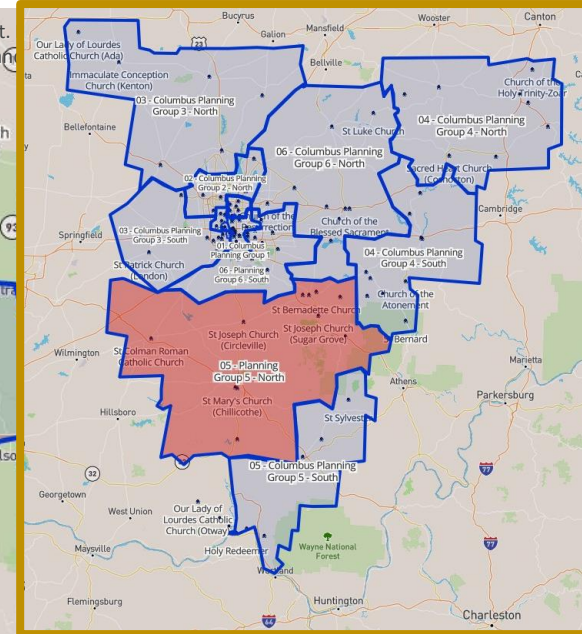
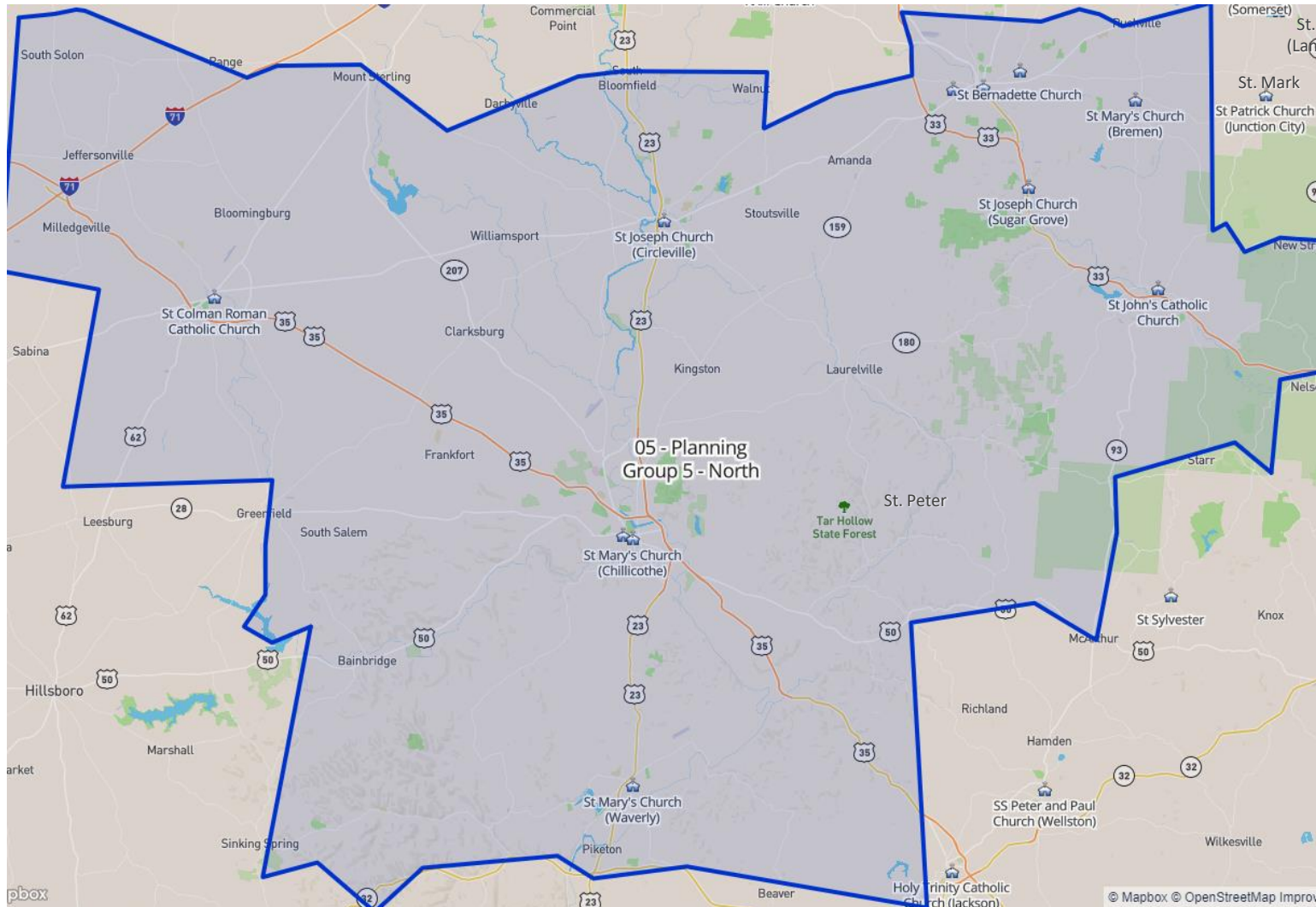
Questions for consideration:

1. What additional information would be helpful in considering this proposed model?
2. What are the biggest factors that influence your impression of this proposed model?
3. What hasn't been considered relative to this proposed model?

THIS IS A SECOND ROUND DRAFT.

**THESE ARE NOT FINAL
RECOMMENDATIONS.**

Planning Group 5-North



Parishes & Mass Attendance



Mass Attendance *down 28%* in the Group

	2019	2021
St. Bernadette	530	460
St. Colman of Cloyne	232	166
St. John – Logan	386	290
St. Joseph – Circleville	380	272
St. Joseph – Sugar Grove	180	173
St. Mark	333	253

	2019	2021
St. Mary – Bremen	124	113
St. Mary – Chillicothe	331	186
St. Mary – Lancaster	798	573
St. Mary – Waverly	92	73
St. Peter – Chillicothe	436	296

School at Bishop Flaget Chillicothe (175), St Bernadette (110), St John (45), and St Mary Lancaster (183)

Priest Feedback



- Overall there was **little sentiment for mergers**.
- 8 priests in group commented. Two favored option 2 with caveat it be done as consortiums.
 - Three did not favor either option and asked if this was worth doing.
 - Others commented on specific parishes only.
- 4 Priests outside the group commented.
 - Two favored Option 2.
 - One said option 2 will not work due to distance and suggests looking at collaboration between St Mark, St Joseph Sugar Grove and St John Logan.
 - One commented St Mark not needed.

Parishioner Feedback - General



- **286 respondents** (9% of mass attendance in 2021) with 62% female and 38% male. 76% of respondents were over 55 years of age.
- Respondents were from **St Joseph - Circleville (97), followed by St Mark (49), St Mary – Lancaster (28), St Peter – Chillicothe (22) and St. John Logan (28)**. All other parishes had less than 20 respondents.
- Greatest concerns were demands on clergy and staff (35%); declining sacramental participation (25%) and aging parishioners (25%).
- Ministry priorities were **further engaging existing parishioners (75%)** and fostering leadership stability (16%). There was also concern about reaching the young.
- **Neither option was viewed favorably** with over 40% disagreeing with each option. Reasons cited were unrealistic demands on clergy, distances and loss of parish identity.

Parishioner Feedback - Comments



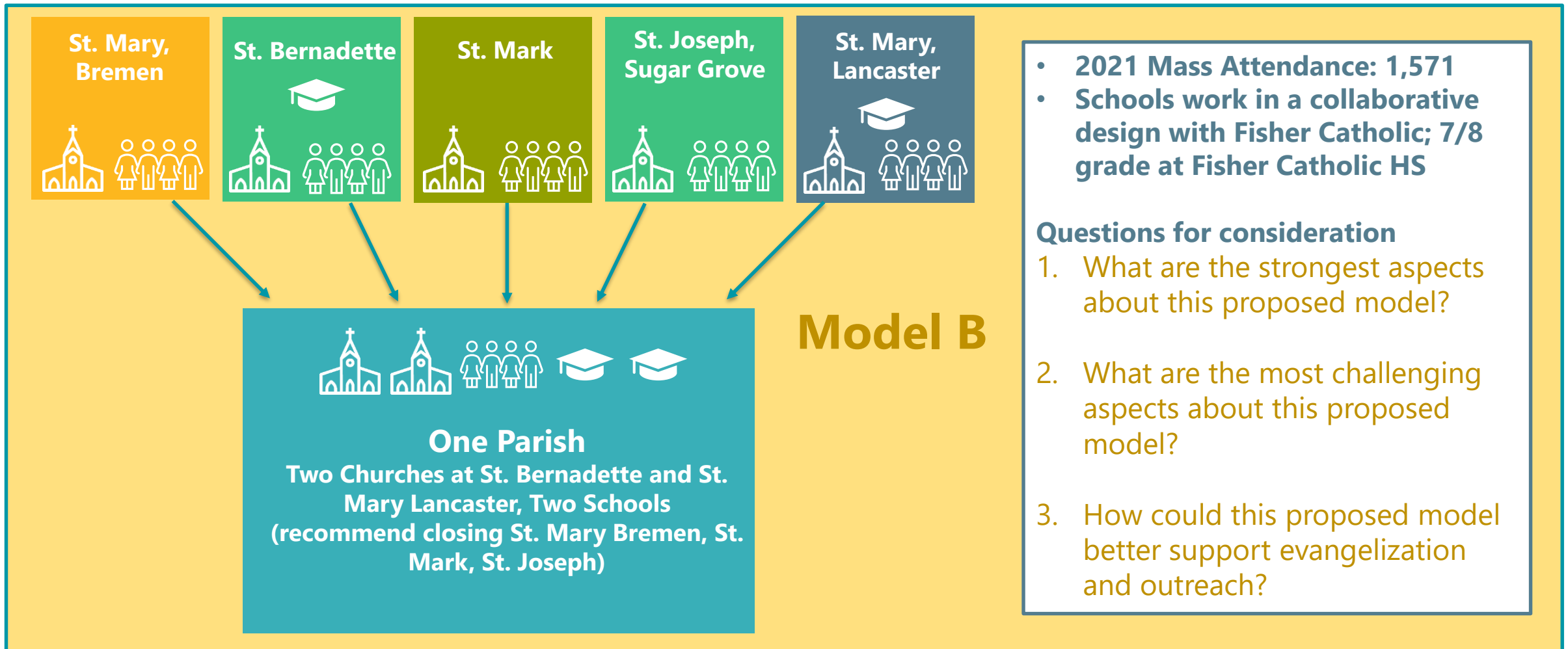
- **General Themes:**

- Distances and demands on priests in models is unrealistic.
- Grouping parishes will dilute communities and drive people away. None of this is necessary. **“Leave us alone. We are self sustaining and can move forward on our own.”**
- Where one catholic parish exists in a county it cannot close.
- **A minority number of comments say this is long overdue** and some church buildings need to close. Consortium models make no sense and delay inevitable.
- Putting structure before evangelization is wrong and not what we were led to believe about RPRF. Where are the DMI results and what do we do with them? It was not clear at all that structure was direction we were going. Need more transparency about the process.

- **Parish/Group Specific:**

- **St Bernadette & St Mary** – Bremen working well. Leave them together.
- **St Mark & St Joseph Sugar Grove fit well** together with similar culture.
- **Group the Lancaster parishes together.** All within 5 miles. At a minimum, St Bernadette and St Mary together and merge the schools.
- **St Colman of Cloyne and St Joseph Circleville are too far apart.**

Round 2 DRAFT - Group 5 North



- 2021 Mass Attendance: 1,571
- Schools work in a collaborative design with Fisher Catholic; 7/8 grade at Fisher Catholic HS

Questions for consideration

1. What are the strongest aspects about this proposed model?
2. What are the most challenging aspects about this proposed model?
3. How could this proposed model better support evangelization and outreach?

Round 2 DRAFT - Group 5 North



One Parish,
One Church, One
School

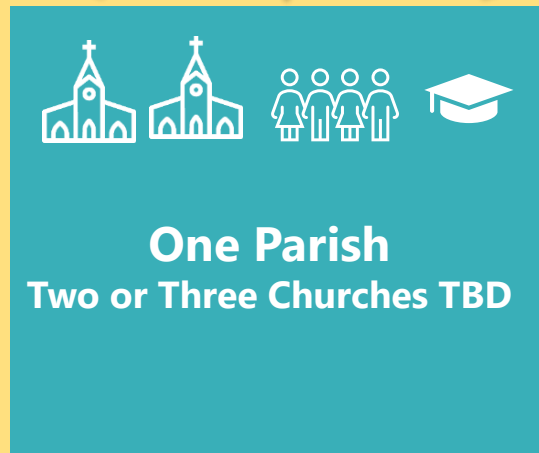
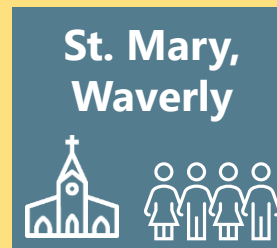
Model A

- 2021 Mass Attendance: 290
- Assist with pastoral care of St. Sylvester

Questions for consideration

1. What additional information would be helpful in considering this proposed model?
2. What are the biggest factors that influence your impression of this proposed model?
3. What hasn't been considered relative to this proposed model?

Round 2 DRAFT - Group 5 North



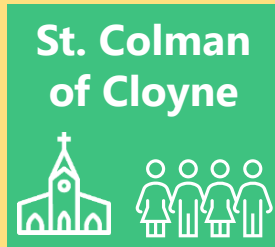
Model B

- 2021 Mass Attendance: 555
- Investigate re-starting a small program model high school in the area

Questions for consideration:

1. What are the strongest aspects about this proposed model?
2. What are the most challenging aspects about this proposed model?
3. How could this proposed model better support evangelization and outreach?

Round 2 DRAFT - Group 5 North



Model A

- 2021 Mass Attendance: 166

Questions for consideration:

1. What additional information would be helpful in considering this proposed model?
2. What are the biggest factors that influence your impression of this proposed model?
3. What hasn't been considered relative to this proposed model?

Round 2 DRAFT - Group 5 North



Model A

- **2021 Mass Attendance: 272**

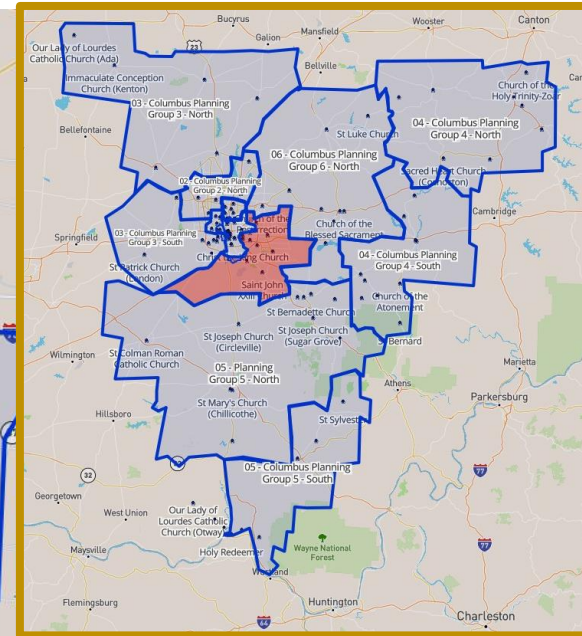
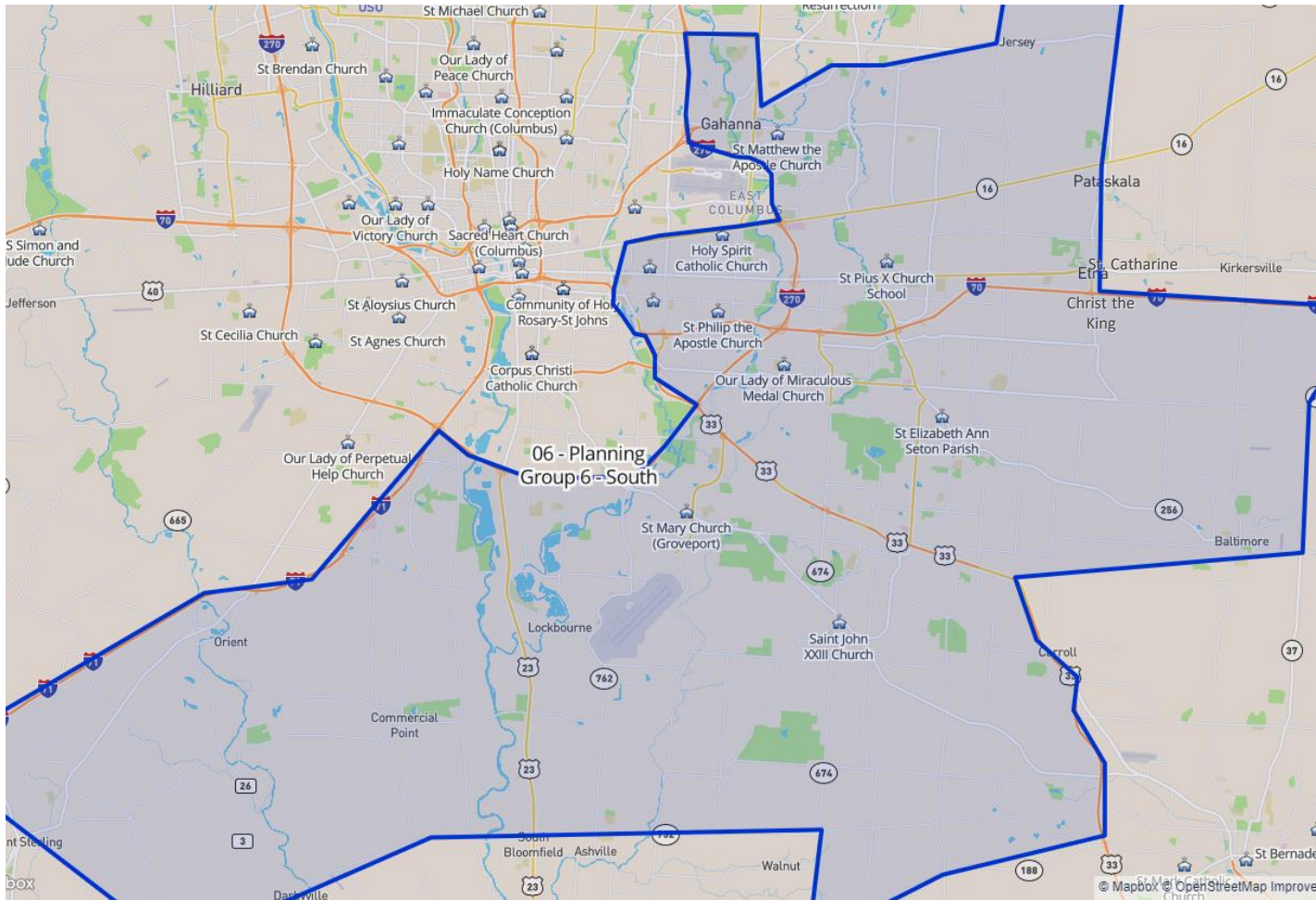
Questions for consideration:

1. What are the strongest aspects about this proposed model?
2. What are the most challenging aspects about this proposed model?
3. What alternatives exist to this proposed model that would help address some current challenges and promote future growth?

THIS IS A SECOND ROUND DRAFT.

**THESE ARE NOT FINAL
RECOMMENDATIONS.**

Planning Group 6-South



Parishes & Mass Attendance



Mass Attendance *down 31%* in the Group

	2019	2021		2019	2021
St. Catharine	1,002	598	St. Mary – Groveport	274	192
Christ the King	1,772	1,233	St. Matthew the Apostle	1,916	1,410
St. Elizabeth Ann Seton	1,482	1,073	Our Lady of the Miraculous Medal	290	216
Holy Spirit	336	188	St. Philip the Apostle	201	141
St. John XXIII	649	456	St. Pius X	1,160	795

School at Christ the King (400), Holy Spirit (257), St Catharine (251), St Matthew (591) and St Pius X (505)

Priest Feedback



- 4 priests in group commented. **No consensus.**
 - One proposes Seton/OL of the Miraculous Medal; Holy Spirit/St Catharine; Christ the King/St Thomas with rest as they are.
 - Two Option 2 with one proposing an alternative of Holy Spirit/St Catharine; OLMM/Seton; St John XXIII/St Mary Groveport; Christ the King/St Phillip/St Thomas with St Matthew and St Pius X as is.
 - One believes options and changes are too dramatic
- 4 Priests **outside the group preferred Option 1**
 - One proposes they be done as mergers
 - One proposed specific grouping of Holy Spirit/OLMM/St Phillip

Parishioner Feedback - General



- **241 respondents** (3% of mass attendance in 2021) with 69% female and 31% male. 67% of respondents were over 55 years of age. Many respondents were from **St Elizabeth Ann Seton (125)**. All other parishes had 25 or fewer responses.
- Greatest concerns were declining sacramental participation (38%); demands on clergy and staff (31%) and aging parishioners (17%).
- Ministry priorities was overwhelmingly **further engaging existing parishioners (77%)**. There was also concern about reaching the young.
- 69% strongly agreed/agreed with option 1 vs 18% for option 2. Note however that option 1 has St Elizabeth Ann Seton as is vs merging in option 2 and that Seton accounts for over half of respondents.

Parishioner Feedback - Comments



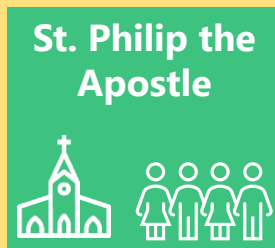
- **General Themes:**

- Significant concern for strain on priests of leading multiple parishes. Assuming we proceed in this direction **geographic proximity of grouped parishes is important for creation of community and increasing lay leadership will be critical.**
- Putting struggling parishes together may not work longer term due to lack of resources.
- **A significant number of comments recognized the need for change.**
- RPRF was portrayed as focused on evangelization yet these meetings are about parish restructuring. **Diocese needs to be more forthright on need for mergers and closures.** People will understand if they get the facts.
- There is **concern about cultural differences** in some of the pairings, particularly of rich and poor pairings and large and small pairings (small parish losing identity)

- **Parish/Group Specific:**

- Option 1 grouping of Holy Spirit, OLM and St Phillip may not be viable longer term
- Option: St Catharine with St Thomas; Christ the King with St Phillip (better affinity).
- Comments generally favored Option 1 over Option 2 given number of comments from Seton parishioners.

Round 2 DRAFT - Group 6 South



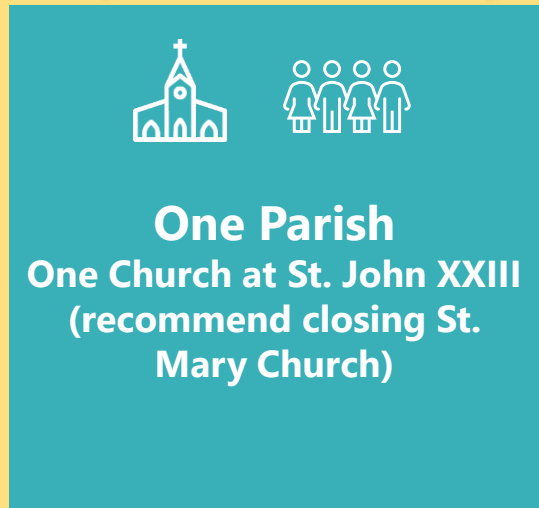
Model B

- 2021 Mass Attendance: 547
- Charter school on campus of St. Philip

Questions for consideration

1. For what communities would this proposed model be most challenging? For which ones might it create new opportunities?
2. What additional information would be helpful in considering this proposed model?
3. What unique aspects of the existing parishes need to be preserved in the new proposed model?

Round 2 DRAFT - Group 6 South



Model A

- 2021 Mass Attendance: 648
- Potential new school at St. John XXIII

Questions for consideration:

1. How could this proposed model better support evangelization and outreach?
2. What are the biggest implications that should be considered if this proposed model were to be implemented?
3. What alternatives exist to this proposed model that would help address some current challenges and promote future growth?

Round 2 DRAFT - Group 6 South



Model A

- 2021 Mass Attendance: 1,073

Questions for consideration:

1. What additional information would be helpful in considering this proposed model?
2. What are the biggest factors that influence your impression of this proposed model?
3. What hasn't been considered relative to this proposed model?

Round 2 DRAFT - Group 6 South



Model A

- 2021 Mass Attendance: 596

Questions for consideration:

1. How could this proposed model better support evangelization and outreach?
2. What are the biggest implications that should be considered if this proposed model were to be implemented?
3. What alternatives exist to this proposed model that would help address some current challenges and promote future growth?

Round 2 DRAFT - Group 6 South



**One Parish
One Church, One School**

Model A

- **2021 Mass Attendance: 1,410**

Questions for consideration:

1. What are the strongest aspects about this proposed model?
2. What are the most challenging aspects about this proposed model?
3. How could this proposed model better support evangelization and outreach?

Round 2 DRAFT - Group 6 South



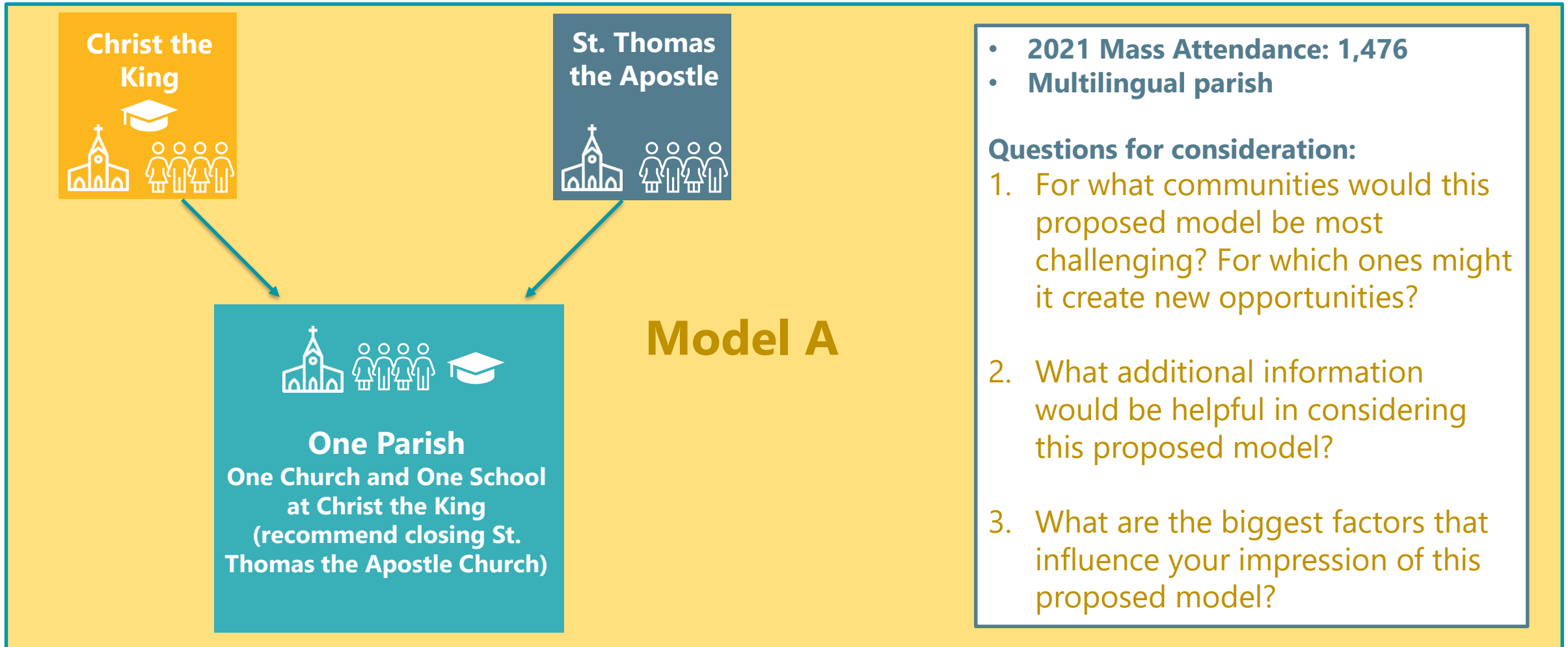
Model A

- **2021 Mass Attendance: 795**

Questions for consideration:

1. What additional information would be helpful in considering this proposed model?
2. What are the biggest factors that influence your impression of this proposed model?
3. What hasn't been considered relative to this proposed model?

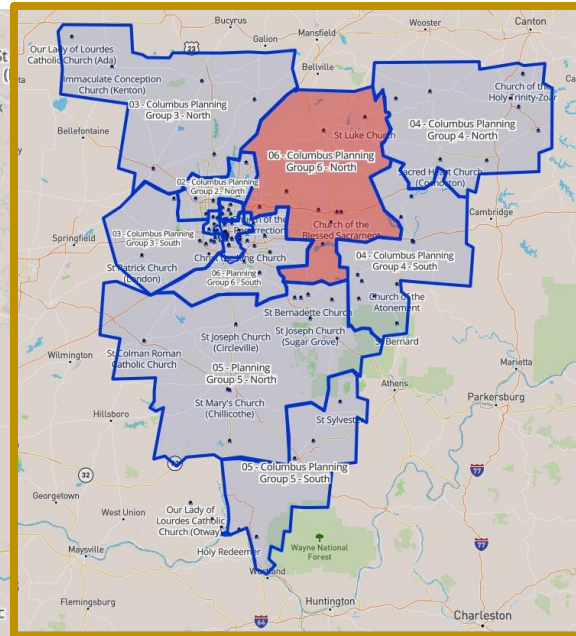
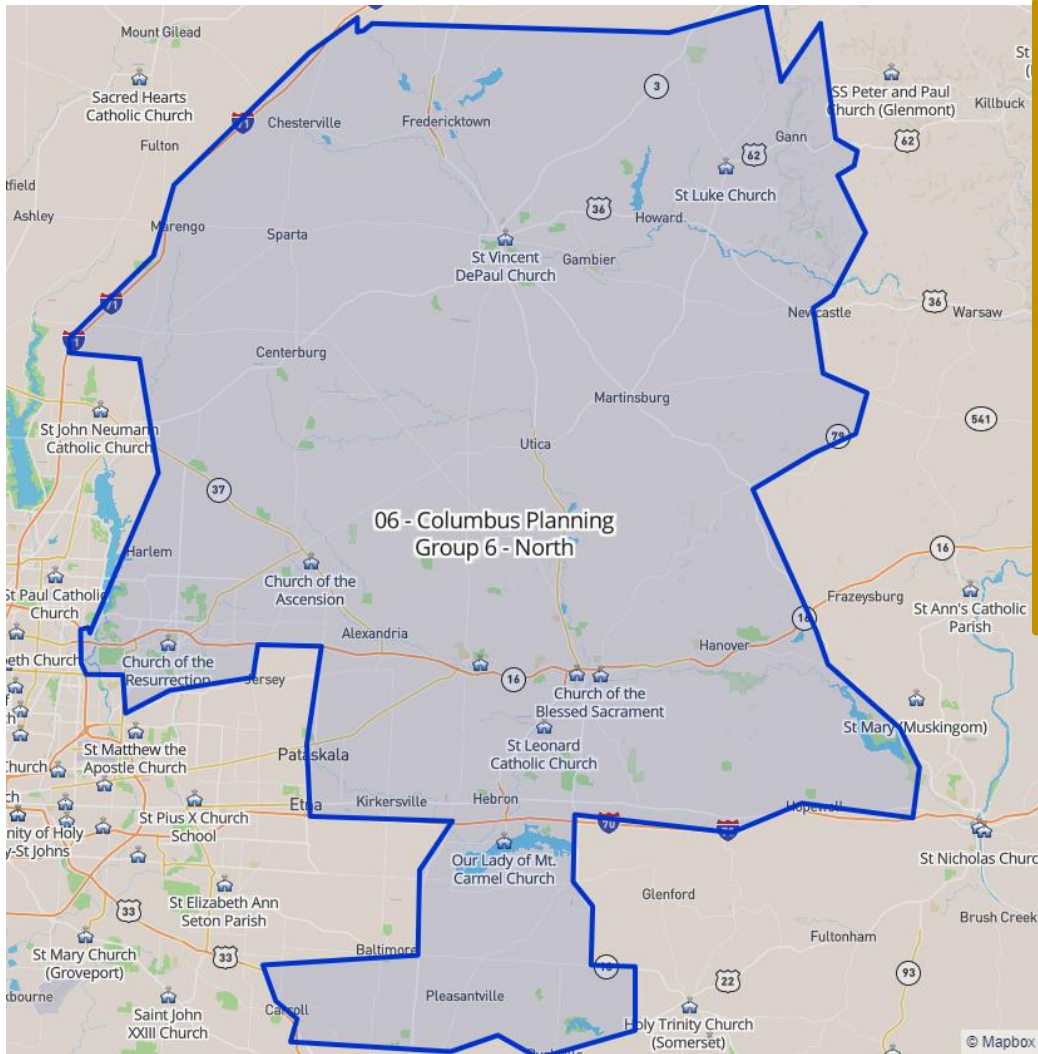
Round 2 DRAFT - Group 6 South



THIS IS A SECOND ROUND DRAFT.

**THESE ARE NOT FINAL
RECOMMENDATIONS.**

Planning Group 6-North



Parishes & Mass Attendance



Mass Attendance *down 27%* in the Group

	2019	2021
Church of the Ascension	430	347
Church of the Resurrection	1,776	1,105
St. Edward the Confessor	882	558
St. Francis de Sales – Newark	952	939
St. Leonard	226	154

	2019	2021
St. Luke	255	212
Blessed Sacrament	623	542
Our Lady of Mount Carmel	383	250
St. Vincent de Paul	838	537

Schools at Blessed Sacrament (144), St Francis de Sales (223), and St Vincent de Paul (152)

Priest Feedback



- 5 priests in group commented. 3 specific to models. **No consensus.**
 - One preferred Option 1.
 - One preferred Option 2 but OK with Option 1. Suggests merging Newark parishes; make OLMC a mission of St Edward and make St Luke a mission of St Vincent de Paul.
 - One proposes alternative of St Francis DeSales/St Edward; Blessed Sacrament/St Leonard/Mt Carmel. Better for schools.
- One outside the group preferred Option 2

Parishioner Feedback - General



- **298 respondents** (8% of mass attendance in 2021) with 69% female and 31% male. 70% of respondents were over 55 years of age. Respondents were from **St Francis DeSales (105), Church of the Ascension (54), Church of the Resurrection (28) and Our Lady of Mt Carmel (22)**. Others had less than 20.
- Greatest concerns were demands on clergy and staff (41%) ;declining sacramental participation (24%) and aging parishioners (14%).
- Ministry priorities were outreach to young adults (45%), cultivating greater lay leadership (29%) and Deeper engagement of existing parishioners (24%). Also concern for reaching youth.
- **Neither option was favored** by respondents with 1/3 agreeing and 1/3 disagreeing. Positive responses focused on greater resources and building on existing relationships. Reasons cited for disagreement were differences between communities, distances and demands on clergy.

Parishioner Feedback - Comments



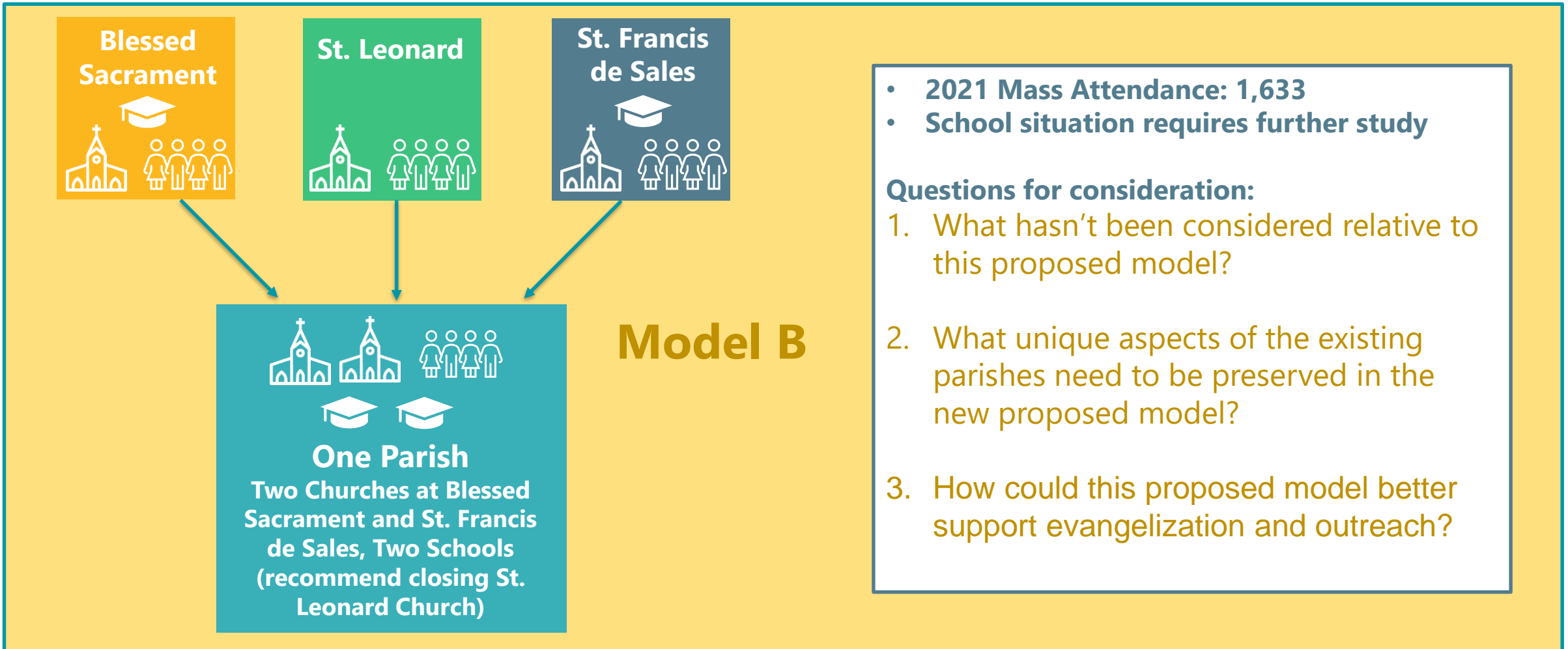
- **General Themes:**

- There **needs to be an understanding of what grouping means** to be able to comment. **If closures or mergers of parishes will result, transparency is critical.** Some comments stressed closures were inevitable and long past due. Should have done 10-15 years earlier.
- A number of comments on ineffective parish leadership and outreach causing declining participation and finances.
- **Strain on priests and distances they need to cover is a concern.** Administering 3 parishes, particularly if one has a school is unrealistic.
- Alternative models that focus on lay leadership are critical.


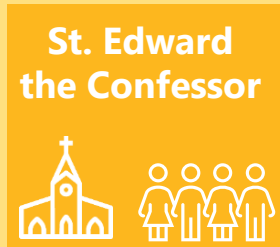
- **Parish/Group Specific:**

- Several comments pairing Ascension with St Edwards as more logical.
- Finding common ground in some pairings will be difficult (eg. St Luke is a farming community & St VDP is affluent; Ascension & Resurrection)
- Make OL Mt Carmel a seasonal parish.
- Several alternative pairings mentioned:
 - St Leonard/Blessed Sacrament/St Francis
 - St Edward/St Leonard; Blessed Sacrament/OLMC; SVDP/St Luke
 - St Francis/St Leonard

Round 2 DRAFT - Group 6 North



Round 2 DRAFT - Group 6 North



Model C

- **2021 Mass Attendance: 808**

Questions for consideration:

1. How could this proposed model better support evangelization and outreach?
2. What are the biggest implications that should be considered if this proposed model were to be implemented?
3. What alternatives exist to this proposed model that would help address some current challenges and promote future growth?

Round 2 DRAFT - Group 6 North



Church of the
Resurrection



One Parish
One Church

Model A

- **2021 Mass Attendance: 1,105**

Questions for consideration:

1. How could this proposed model better support evangelization and outreach?
2. What are the biggest implications that should be considered if this proposed model were to be implemented?
3. What alternatives exist to this proposed model that would help address some current challenges and promote future growth?

Round 2 DRAFT - Group 6 North



Model B

- 2021 Mass Attendance: 749
- Possible religious order presence

Questions for consideration:

1. What are the strongest aspects about this proposed model?
2. What are the most challenging aspects about this proposed model?
3. How could this proposed model better support evangelization and outreach?

Table Discussion



- Take 10 minutes at your table and share.
 1. What are your initial reactions to the second draft of models?
 2. What questions remain for you?
- Capture your initial feedback on the sheet provided

PLANNING AREA BREAKOUT DISCUSSIONS

Where do we go from here?



1. Brief key leaders who are not present, and other leadership bodies in the parish, direct them to the resources online
2. Meet and discuss these models as Key Parish Leaders:
 - What additional feedback would you provide for consideration?
 - How do you want to gather your people and share with them the opportunity to provide more feedback?
3. Lookout for and help advertise future opportunities for consultation, feedback, and information.

You are being asked to:



- Sign up for the Monthly Newsletter at realpresencerealfuture.org.
- Provide your own feedback on the Second Round DRAFT Models.
- Encourage fellow parishioners to participate and provide feedback on the Second Round DRAFT Model video presentations which will be available on the realpresencerealfuture.org website.
- Continue to review the reasons for the need for a long-range plan for the Diocese of Columbus.
- Remind fellow parishioners that active involvement is the best way to come up with constructive solutions to the challenges we face.
- Remind fellow parishioners that decisions will not be made without the approval of a new Bishop.

You are NOT being asked to:



- Advocate for a certain DRAFT Model or convince parishioners to support a specific DRAFT Model.
- Defend the DRAFT Models.
 - Remember, these are meant to further the conversation.
- Solve or answer every parishioner's question or concern.
 - You're encouraged to direct them to send questions and comments to: hello@columbuscatholic.org.

Questions and Answers

PRAYER FOR MISSION RENEWAL



**God Our Father,
We entrust Real Presence, Real Future to your Providence.
Through your Holy Spirit inspire us for Mission and Evangelization.**

**Make us disciples after the Heart of your Son.
In times of uncertainty, grant firm resolve.
When we are unsettled, provide peace.
When we are timid, make us courageous.**

**With our ears may we hear your promptings.
With our eyes may we see your handiwork.
With our mouths may we share the Gospel.
And with our hands may we serve you.**

**Replace our hesitation with holy enthusiasm
so that in drawing strength from the Eucharist
every endeavor of ours may be for your glory.**

We ask this through Christ Our Lord. Amen.

THANK YOU!

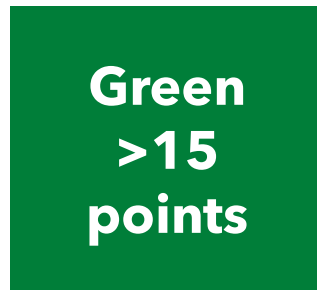


APPENDIX

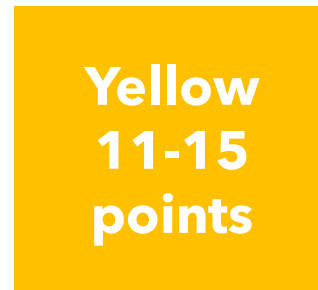
Parish Viability Index



- Measures key areas for projected long term viability of current parishes.
- 4 pastoral and 3 temporal indicators are measured.
- Each parish is scored on a range of 1 – 3 points per area, for a total maximum of 21 points.



**Strong and viable
for the future**



**Concerns exist for
future viability**



**Future viability
will be difficult**

Viability Areas Measured



Pastoral Viability Areas	1 Point	2 Points	3 Points
2019 weekly Mass attendance	<500	500 – 1,000	>1,000
4-year attendance trend	-10%	-10% – 10%	+10%
Ratio of baptisms/funerals	<1.0	1.0 – 1.5	>1.5
# of marriages and conversions	<20	20 – 40	>40

Temporal Viability Areas	1 Point	2 Points	3 Points
2019 offertory (\$000)	<500	500 – 1,000	>1,000
Deficit as % of revenue	-10%	-10% – 10%	+10%
Offertory as a % of total revenue	<70%	70 – 80%	>80%

Catholic Schools Management Process



The Catholic School Management process identified 10 goals across three planning areas:

- **CATHOLIC – Inspired by Faith**

1. Ensure an inspired Catholic community of school leaders, teachers and staff.
2. Partners with pastors and other clergy in their vital role of school leadership.
3. Accompany our families and students in faith.

- **EXCELLENCE – Different by Design**

1. Refine instruments and practices to support data-informed progress.
2. Establish school governance models that respond to contemporary challenges.
3. Guide the ongoing academic excellence of Catholic schools.
4. Enhance the understanding of the benefits, value, and enduring need for Catholic education.

- **SUSTAINABLE – Ready for the Future**

1. Support the operational success of Catholic schools.
2. Sustain the long-term accessibility and distinction of Catholic schools.
3. Build a sustainable funding structure for school viability and vitality.

The full plan, *Real Presence, Real Future: Our Catholic Schools*, is set to be publicly released during Catholic Schools Week

